



KWALE COUNTY

CITIZENS REPORT CARD



CONTENTS

1.0	About NTA	2
2.0	About the Report	3
	DevelopmentCheck at a glance	3
	Perception survey on health service delivery	5
3.0	Research Methodology	7
4.0	Summary findings from the Audit of the projects	7
5.0	CDF Project summary tables, project profiles and digital pictures	8
	Annex 1: Project Assessment Interview Sheet	32
	Annex 2: Correspondence with Fund Manager and CDFC	36



The findings expressed herein are those of the NTA and do not necessarily reflect the views of our partners.

© National Taxpayers Association
October, 2015

1.0 About NTA

- The NTA is a national, independent, non-partisan organization focused on promoting good governance in Kenya.
- Since 2006, the NTA has been implementing programmes focused on citizen demand for accountability through monitoring of the quality of public service delivery and the management of devolved funds. It has achieved this through the development of social accountability tools (Citizen Report Cards), civic awareness, citizen capacity building, partnerships with government agencies, service providers, private sector, civil society and community action groups.
- NTA is fully independent of government; however, it is committed to working with the government to improve service delivery and the management of devolved funds.
- **Our Vision:** An accountable, citizen-responsive government delivering quality services to all.
- **Our Mission:** To promote accountable, effective and efficient collection and utilization of public resources through citizen empowerment, enhancing public service delivery and partnership building.
- NTA has a governing council of 12 prominent civil society and religious organizations and eight active regional coordination offices covering the entire country that effectively support and enable operations at regional and Sub County level.
- NTA employs professional experienced staff with minimum university degree in the relevant field of operation. The team has enabled NTA to establish itself as an authority in field of governance and advocacy for transparency and accountability.
- NTA has established Sub County level structures where activities of the organization are shaped, managed and implemented by citizens through the Constituency Monitoring Committees (CMCs). This has significantly improved NTA reach and enhanced demand for accountability at grass roots level.
- NTA has established a call centre in Western region in partnership with Provincial Commissioner, Western Province to improve the quality of government services for all citizens living in western province.
- The NTA is also conducting Sector Public Expenditure Reviews to identify areas where services can be improved to benefit all Kenyans.
- NTA has conducted research and provided information to Kenyans through its Citizen Report Cards (CRCs), scoping studies, public forums and civic education through the media to present issues of how devolved funds are being used and their impact on development in constituencies in a user-friendly, simple, and accessible manner.
- NTA has produced Constituency Development Fund (CDF) Citizens Report Cards (CRCs) in over 140 constituencies and Local Authority Transfer Fund (LATF) CRCs in 21 local authorities.
- Baseline Scoping studies and report cards have also been produced for key public services like Health, Education, Registration Services, Rural Roads, Post Budget analysis and Security to enhance demand for accountability and potential for public action.
- NTA is implementing a public primary school report card nationwide in partnership with the Ministry of Education that seeks to bring parental involvement back to the management of public primary schools.

“ The NTA is a national, independent, nonpartisan organisation focused on promoting good governance in Kenya through citizen empowerment, enhancing public service delivery and partnership building.

2.0 About the Project

With the support of GIZ and the Finnish Embassy, NTA is implementing a project in Kisumu, Nyeri, Busia, Kwale and Kitui whose goal is to promote good governance, transparency and accountability at the sub-national level through effective citizen participation, oversight in monitoring the management of devolved funds and Public service delivery.

There is need for citizens to effectively monitor resources allocated to projects at the sub national level in line with Article 174 which states that the objects of the devolution of government are: (a) to promote democratic and accountable exercise of power; (b) to foster national unity by recognizing diversity; and (c) to give powers of self-governance to the people and enhance the participation of the people in the exercise of the powers of the State and in making decisions affecting them. In order for citizens to effectively engage government in monitoring, there is need for effective tools that citizens can then use to demand accountability at the sub national level, hence the NTA citizens report card (CRCs). The citizens' report card serves three important and interrelated purposes, that is; a source of information for citizens, a tool for citizens to hold the government officers and political leaders accountable, and documenting development process at the local level.

The Goal of the project is promote good governance, transparency and accountability at the sub-national level through effective citizen participation, oversight in monitoring the management of devolved funds and Public service delivery.

The project is aimed at achieving the following specific objectives;-

- i. To establish partnerships with institutions at national and sub national for information sharing and redress mechanisms
- ii. To enhance the capacity of citizens to effectively monitor the

management of public funds

- iii. To monitor implementation of public projects through development, production and dissemination of citizen report cards

NTA will achieve these through;

1. Forging and sustaining partnerships and seeking alliances at both sub national and national level.
2. Development and dissemination of citizens report card to provide information to citizens, a tool for citizens to hold the government officers and political leaders' accountable.
3. Enhancing local level redress mechanisms aimed at resolving issues related to project implementation to reduce wastage of public funds to enhance services delivery.

Purpose of the project

- Forging and sustaining partnerships and seeking alliances at both sub national and national level.
- Building the capacity of local level community structures; the county Accountability Network (CANs) members for effective monitoring. Quantity surveyors/Engineers are used for technical assessment of construction type projects. NTA has adopted the use of mobile application (Development check in motoring). In addition,NTA conducted perception survey on service delivery focusing on Health.
- Local level consultative meetings between County Government officials and key stakeholders like oversight institutions,CSOs,private sector,Faith best organizations among others at sub national level. The meeting will provide an opportunity to discuss the report and make firm commitments in addressing any issues on misappropriation, abuse of office and provide clear time lines on when the

issues will be addressed and by whom.

- Dissemination of the report through public forums aimed at citizens to engage with services providers and managers of devolved funds in a question and answer sessions on the use of devolved resources and service delivery.

3.0 Research Methodology

3.1 Sustainable Partnerships

NTA held meetings to forge and sustain partnerships and to seek alliances at both national and sub national level. At the county level, NTA held several meetings with the County Executives to agree on modalities of collaboration and to get Secondary Data Collection. At the national level, NTA has established a working relationship with the oversight institutions.

3.2 Training and Data collection.

This involved the training of the county Accountability Network (CANs) members for effective monitoring. Quantity surveyors/Engineers were used for technical assessment of construction type projects. NTA has adopted the use of mobile application (Development check in motoring). In addition, NTA contacted perception survey on service delivery focusing on Health.

At each project site they:

- i. Interviewed intended citizen beneficiaries and the people in charge around the project
- ii. Took digital photographs of the project;
- iii. The engineer undertook a technical assessment of all the project using a structured Project Technical Assessment Form

3.3 NTA project categorization

Category A Projects – Well implemented, completed projects

This category is for projects that scored above 50% by the engineer during the technical assessment and were found to be well built; with good value for money (i.e. the budget spent is commensurate to the project delivered).

Category B Projects – Badly implemented, complete and incomplete projects

This category is for projects, which had scored less than 50% on the Technical Assessment Form, and were found to be poorly constructed with no value for money, and/or with budgets much larger than what is actually delivered.

Category C Projects – Well implemented, incomplete projects

This category is for projects, which had scored above 50% on the Technical Assessment Form, and the projects were well implemented but ongoing, i.e. Money had been used to build a structure of good quality, but the construction is incomplete.

Category D Projects - Abandoned Projects

This category is for incomplete projects and which did not receive financial allocation in the subsequent Financial Year.

Category E Projects – Ghost projects

This category is for projects which had been officially allocated funds but the project did not physically exist at the time of study i.e. It is a ghost project.

Category F Projects – Reallocated Funds

This category is for projects that were not implemented for the reason that the funds were reallocated to other projects.

Category G Projects - Delayed implementation

The project is officially allocated funds but the implementation has not started and funds are in still in the Account.

3.4 Comments and Review of draft reports

NTA held a local level consultative meeting between County Government officials and key stakeholders like oversight institutions, CSOs, private sector, Faith based organizations among others at sub national level. The meeting provided an opportunity to discuss the report and make firm commitments in addressing any issues on misappropriation, abuse of office and provide clear time lines on when the issues will be addressed and by whom. The stakeholders at the County level are meant to form a committee for continues engagement with the services delivery in resolving issues concerning the management of public resources.

3.5 Dissemination.

Dissemination of the report through public forums aimed at citizens to engage with services providers and managers of devolved funds in a question and answer sessions on the use of devolved resources and service delivery.



NTA Vision:

An accountable, citizen-responsive government delivering quality services to all.

NTA Mission:

To promote accountable, effective and efficient collection and utilization of public resources through citizen empowerment, enhancing public service delivery and partnership building.

DEVELOPMENT CHECK

At a Glance

THE NEED

The National Taxpayers Association (NTA) uses the Citizens' Report Card (CRC's) to monitor management of devolved funds for better government service delivery and infrastructure development to promote transparency and accountability. NTA facilitates the Constituency Monitoring Committees (CMC's) and County Accountability Networks (CAN's) to produce CRCs which are used by the citizens as tools for demanding accountability. The DevelopmentCheck application, hence, becomes a powerful tool for integrating ICT in NTA's work for effective management of CDF funds.

THE CHALLENGE

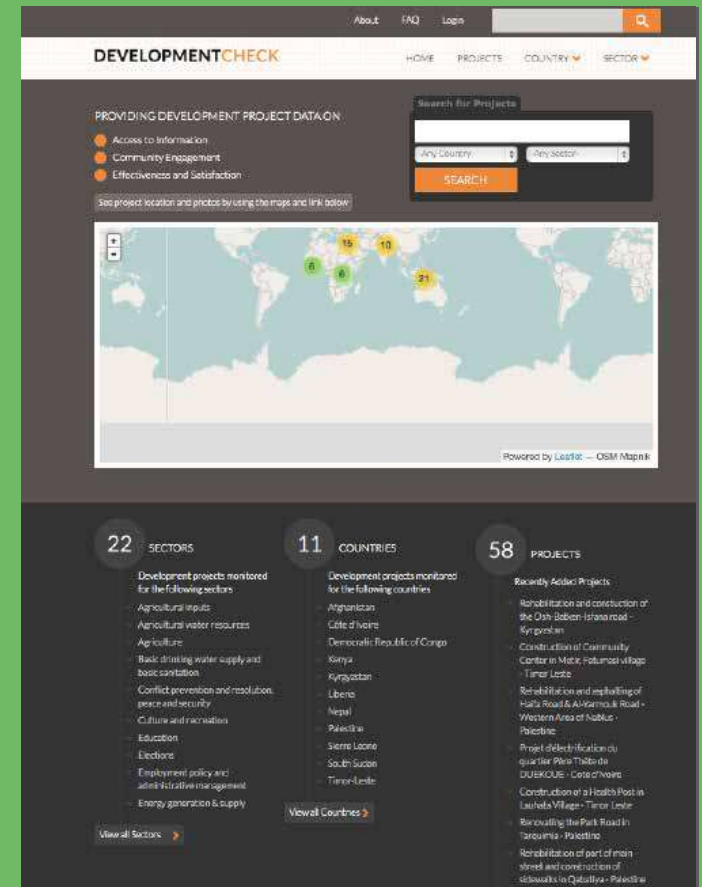
Aid and government funds for development projects are often lost due to fraud, corruption and mismanagement, thereby affecting development outcomes. These losses show the need for greater accountability and effectiveness of development projects.

THE RESPONSE

DevelopmentCheck is a user driven and solution oriented online tool for citizen feedback on the transparency, participation and effectiveness of development projects. Integrity Action developed the tool in partnership with their country partners and Young Innovations, developers in Nepal and practitioners in the field of Open Data and the International Aid Transparency Initiative (IATI).

HOW IT WORKS

Integrity Action and NTA trains CMC's and CAN's in Community Integrity Building (CIB) approach so they can effectively monitor development projects in their communities. The community identifies priority development projects to monitor and then collects data on these through project site visits, beneficiary surveys (rapid assessment questionnaire), information requests and photos.



They enter the data for each project monitored into a questionnaire on DevelopmentCheck. They can also upload project documents such as the bill of quantity or contract if available, as well as photos or videos.

Once data is uploaded online, NTA conducts an internal verification and review of the information by engaging the relevant stakeholders i.e. Member of Parliament (MP) and Constituency Development Fund Committee (CDFC) and then a moderator, currently Integrity Action staff, verifies and publishes the information through DevelopmentCheck. As some projects are monitored over a long period of time data may be entered from more than one site visit.

The NTA shares the findings with the community, government and contractors. Through constructive engagement with these key stakeholders, they can fix problems and improve development projects. The percentage of problems resolved is called the 'fix-rate' and it is used to track the progress.

The screenshot displays the 'INTEGRITY INDICATORS' section of the DevelopmentCheck interface. It features a date selector for '2013-09-13' and three main categories: 'ACCESS TO INFORMATION', 'COMMUNITY ENGAGEMENT', and 'PROJECT EFFECTIVENESS'. Each category contains specific questions with corresponding feedback icons (No, Partial, Yes). A legend on the right explains the colored circles and provides a list of indicators.

Category	Question	Feedback
ACCESS TO INFORMATION	Could the community access the project documents?	Partial
	Documents that were available	Partial
COMMUNITY ENGAGEMENT	Was the community consulted in the project design?	No
	Was the community involved in project implementation?	No
PROJECT EFFECTIVENESS	Problem Identification and Resolution	Yes
	Was the community satisfied with the project delivery?	Yes

Legend:
 No: Red circle with 'X'
 Partial: Orange circle with '-'
 Yes: Green circle with checkmark

Indicators:

- Access to information - whether the communities can access key project information such as budget or plans.
- Community Engagement - whether communities are involved in the project design and/or implementation.
- Effectiveness - whether the project is effective, complies with established standards and the communities are satisfied.

THE RESULTS

DevelopmentCheck helps to close the loop on problems in project Ongoing. Through constructive engagement with key stakeholders 30%-50% of identified problems in critical infrastructure and services can be resolved to the communities satisfaction. DevelopmentCheck also enables cross-country comparison and collective advocacy. In other words, this data provides evidence to generate pressure for improved services and projects.

<http://www.developmentcheck.org>

PERCEPTION SURVEY ON HEALTH SERVICE DELIVERY

1.0 INTRODUCTION

This study was done to capture the citizens' perception of changes in the health services in the counties. The study was done in 5 counties; Kisumu, Kwale, Busia, Kitui and Nyeri. The study targeted individuals who use level three health facilities in the selected counties

1.1 STUDY METHODOLOGY

This study was carried out in 5 counties selected from among the 47 counties in Kenya. In each of the 5 counties, level three hospitals were selected as per the sub counties. For each level 3 hospitals identified, a total of 6-10 respondents were chosen through simple random sampling. From all the five counties, a total of 60 respondents were interviewed. The study questionnaires were edited for errors and entered into SPSS for quick analysis of data. Descriptive statistics were used to capture the general trends and to generate summary descriptive data that gives a picture of how things are in the select counties. The data is presented in this report using tables, graphs and charts.

2.0 THE FINDINGS

2.1. Change in Maternity Services

There are differences in terms of how respondents in the different counties view changes in maternity over the last one year. Considering individual counties, the rating whether maternity services had improved or not across the counties is presented in Figure 1.

Generally, maternity services seem to have improved in most counties across the country. Considering the 5 select counties, maternity services at level 3 hospitals, as per the respondents, have improved the most in Kitui, followed by Kwale, then Nyeri, Busia and then Kisumu. In Kisumu County, 50 out of 60 respondents argued that the services had remained the same.

Table 1: Explanation of Changes in Maternity Services across the County

Explain Change in Maternity	County					Total
	Kwale	Kisumu	Kitui	Busia	Nyeri	
Environment is friendly and welcoming	16	0	1	8	10	35
Services are poor and inadequate	0	0	0	5	0	5
Free of Charge	26	4	25	18	0	73
Wards are small and shared	0	0	6	4	0	10
Nurses are harsh and unhelpful	8	8	2	4	0	22
Operates only during the day	2	0	1	0	0	3
Patients Attended to Promptly	0	0	14	0	0	14
Enough Personnel	4	0	0	0	10	14
Maternity Ward expanded and well equipped	0	0	2	0	0	2
Has highly skilled nurses	4	0	0	2	3	9
Inadequate maternity staff	0	0	0	5	3	8
No Great Change	0	14	0	3	6	23
The service was not available in the past but now is	0	0	9	4	14	27
Services are good	0	0	0	7	8	15
No Maternity Services	0	34	0	0	6	40
Total	60	60	60	60	60	300

Source: Field Data (2015)

As the table shows, 35 respondents, out of 300, indicated that maternity services in the Ward are offered in a friendly and welcoming environment. Out of the 35, 16 were from Kwale, 1 from Kitui, 8 from Busia and 10 From Nyeri. Seventy three respondents indicate the services had improved because they were free; out of the 73, 26 were from Kwale, 4 from Kisumu, 25 from Kitui and 18 from Busia. A total of 40 respondents indicated that maternity services were same or worse due to lack of maternity services. Out of the 40, a total of 34 were from Kisumu which explains why maternity services scored very low in terms

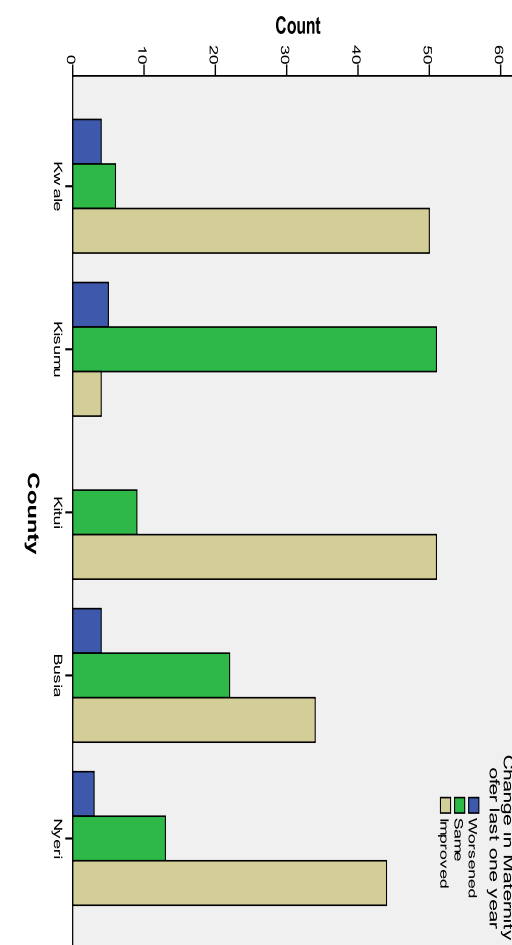
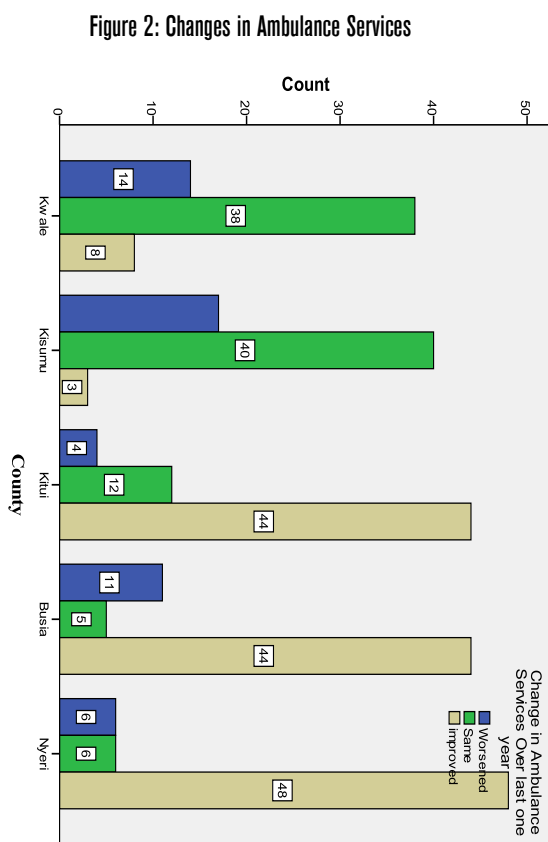


Figure 1: Maternity Services Ratings across the Counties

of improvement in the County. Additionally, out of 23 that indicated that no great change had been noticed in the maternity services, 14 were from Kisumu. All the 5 that indicated that services offered are poor and inadequate were from Busia County.

2.2 Change in Ambulance Services

The ratings of ambulance services in the 5 counties are as captured in figure 2.



Source: Field Data (2015)

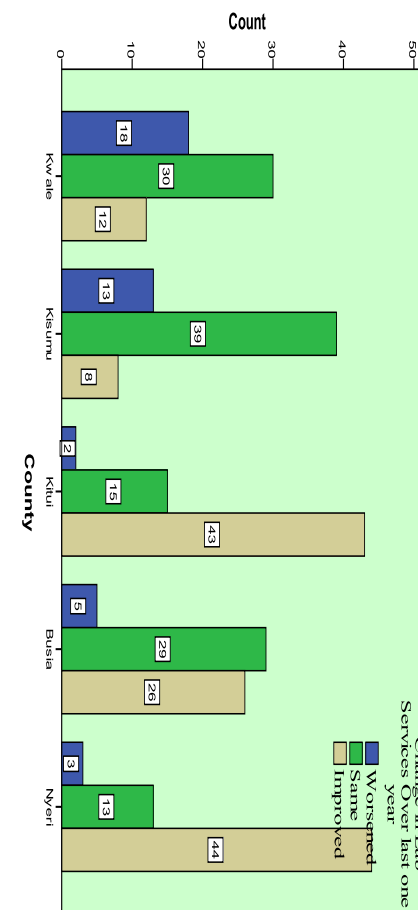
Data presented in figure 2 shows that as per respondents ratings, ambulance services at level 3 hospitals had improved most in Nyeri, followed by Busia and Kitui, then Kwale while Kisumu had least improvement in Ambulance Services.

Table 2: Explanation of Ratings on Change in Ambulance Services

Explain Change in Ambulance Services	County					Total
	Kwale	Kisumu	Kitui	Busia	Nyeri	
Ambulance available at health centre	2	3	38	20	17	80
Old Ambulance frequently breaks down	4	0	0	0	0	4
Less Costly	0	0	0	2	4	6
Not aware of what is used	0	0	0	1	3	4
Most critical patients still rely on Taxi and Matatu	0	0	0	3	3	6
No ambulance available at health facility	14	56	16	8	17	111
Available but at a cost	16	1	6	10	0	33
Takes a long time to respond	10	0	0	0	3	13
Responds quickly when needed	0	0	0	16	13	29
Inadequate number of Ambulances available	14	0	0	0	0	14
Total	60	60	60	60	60	300

2.3 Ratings of Laboratory Services the Counties

Figure 3: Changes in Laboratory Service in the Counties



Source: Field Data (2015)

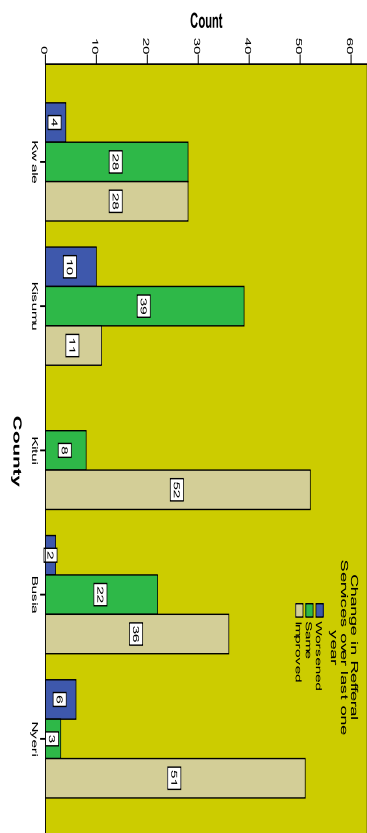
As shown in figure 3, Laboratory services at level 3 hospitals are most improved in Nyeri, followed by Kitui, then Busia, Kwale and Kisumu. Kwale has more people who think the service has worsened when compared with others while Kisumu has more people who think the services have remained the same compared to the other counties.

Table 3: Explanation for Ratings of Laboratory Services across the Counties

Explain Change in Lab Services	County					Total
	Kwale	Kisumu	Kitui	Busia	Nyeri	
Better Services offered promptly	2	0	15	2	7	26
Lab services that used not to be available introduced	0	0	5	0	0	5
Lab services are not available	0	16	0	0	0	16
The services are high tech	0	0	0	2	5	7
Proper tests are done	8	8	22	22	19	79
Even with county governments we still pay	2	0	2	0	9	13
Nurses in the Labs are friendly	0	0	0	0	6	6
Inadequate Lab staff, Reagents and Equipment	40	36	15	34	11	136
Labs are properly arranged and clean	2	0	1	0	3	6
Poor services offered	6	0	0	0	0	6
Total	60	60	60	60	60	300

2.4. Change in Referral Services across the Counties

Figure 4: Changes in Referral Services across the Counties



Referral services at level three hospitals were rated highly, as having improved, in Kitui, followed by Nyeri, then Busia, followed by Kwale and then Kisumu. In two counties, Nyeri and Kitui, there is near consensus that referral services have improved. In Busia, a majority of respondents agree that referral services have improved.

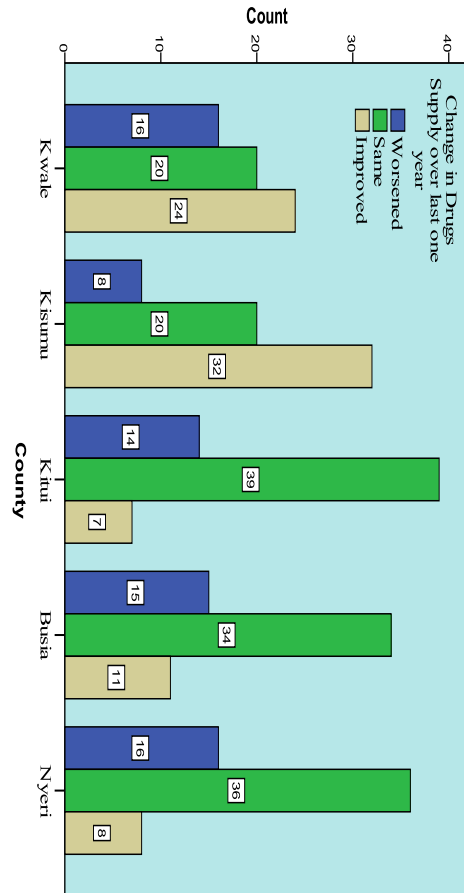
In Kwale, those who said services have improved equal those who thought there was no change, the services have remained the same. In Kisumu, 10 respondents think the services have worsened, 11 think the services have improved while the majority (39) think the services have not changed.

Table 4: Explanation for Ratings of Referral Services across the Counties

Explain Change in Referral Services	County					Total
	Kwale	Kisumu	Kitui	Busia	Nyeri	
Urgent cases are promptly taken to nearest referral hospital	24	50	25	26	30	155
Without money there is no assistance	8	0	0	5	7	20
Referred critically ill patients use Matatu to travel	4	7	0	4	3	18
Patients have to decide themselves and seek medical help elsewhere	6	3	7	2	3	21
Ambulance Available and nurses accompany hospital to referral hospital	4	0	28	8	17	57
Referral Procedures not clear, patients often use their own discretion	4	0	0	9	0	13
Response of Doctors at Referral hospitals is slow and poor	6	0	0	2	0	8
Necessary equipment in case of emergency lacking	40	36	15	34	11	136
Total	60	60	60	60	60	300

2.5. Change in Pharmaceutical Services across the Counties

Figure 5: Changes in Pharmaceutical Services across the Counties



Considering supply of medicines, Kisumu county leads given the number of respondents who think the service has improved, followed by Kwale, Busia, Nyeri and then Kitui.

Table 5: Explanation for Ratings of Referral Services across the Counties

Explain Change in Drug Supply Services	County					Total
	Kwale	Kisumu	Kitui	Busia	Nyeri	
All drugs come at a cost	2	1	11	2	5	21
The drugs are available most of the times	20	29	5	19	18	91
Drugs not always available	32	22	41	37	37	169
Long queues by patients waiting for drugs	6	0	1	2	0	9
Availability of drugs has significantly improved	0	8	2	0	0	10
Total	60	60	60	60	60	300

Kisumu and Kwale had more positive ratings of drug supply in health centers. As data in table 9 shows, many people in Kitui (11) indicated that all drugs in their health centers come at a cost. Generally, many respondents had issues with supply of drugs in hospitals. Many, (32 for Kwale, 22 for Kisumu, 41 for Kisumu, 37 for Busia, 37 for Nyeri) indicated that drugs are not always available in the health centers and they are referred to private chemists that offer the drugs at exorbitant prices.

2.6. Change in Sanitation Levels across the Counties

Sanitation levels received high ratings across all the counties. However, the highest number of respondents who believed the sanitation had improved was from Nyeri, followed by Kitui, then Busia, Kwale and finally Kisumu.

Figure 6: Changes in sanitation Levels at Health Centers across the counties

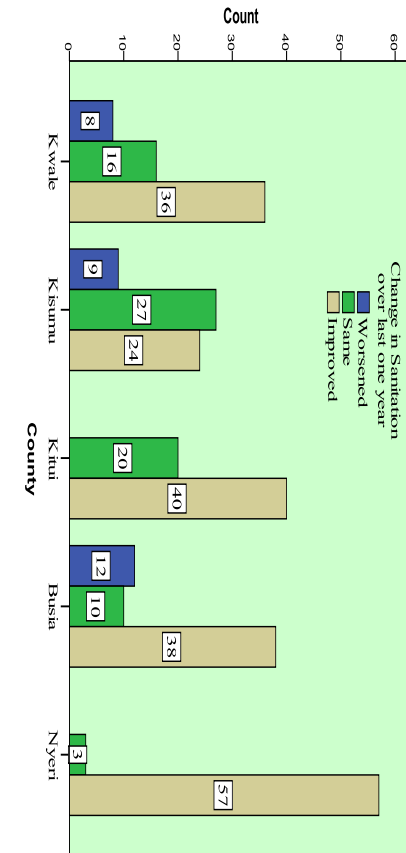
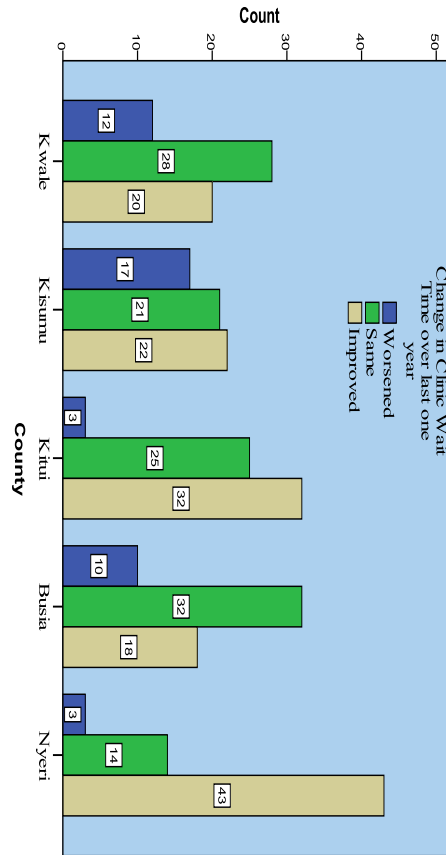


Table 6: Explanations for Ratings of Changes in Sanitation Level

Explain Change in Sanitation Services	County					Total
	Kwale	Kisumu	Kitui	Busia	Nyeri	
Health Facility and compound is always clean	26	23	17	31	38	135
New toilets and Dustbins available	6	4	23	4	0	37
Very dirty especially during weekends	0	0	0	5	0	5
Sewers are broken	6	0	0	0	0	6
Inadequate Cleaning Staff	4	0	0	0	0	4
Not Regularly Cleaned	0	7	20	0	0	27
Wards are very clean	2	0	0	2	1	5
Very Clean even Mortuary	0	0	0	0	6	6
There is regular clean up of the hospital	6	0	0	0	9	15
Facility clean but always closed	0	0	0	0	6	6
Rooms not tidy while toilets are filthy	10	4	0	9	0	23
More Latrines required at the hospital	0	0	0	2	0	2
Not optimal, some areas are filthy	0	22	0	6	0	28
There is better water supply in the health centre	0	0	0	1	0	1
Total	60	60	60	60	60	300

2.7 Changes in Clinic Waiting Time across the Counties

Figure 7: Change in Clinic Wait Time across Counties



Considering clinic wait times, Nyeri had best ratings followed by Kitui then Kisumu, Kwale and Busia.

Table 7: Explanations for Changes in Clinic Waiting Time across the Counties

Explain Change in Clinic Waiting Time	County					Total
	Kwale	Kisumu	Kitui	Busia	Nyeri	
Staff Increased and available all day	2	0	0	13	15	30
depends on number of patients on a given day	8	31	2	7	25	73
Patients don't take much time waiting as before	0	0	0	0	6	6
Inadequate Health Personnel	16	8	13	15	3	55
As long as you arrive early you get quick service	16	8	2	8	3	37
Medical Staff still delay in the work	10	4	0	15	8	37
Long Waits due to many patients	8	9	12	2	0	31
No Waiting	0	0	31	0	0	31
Total	60	60	60	60	60	300

2.8 Changes in Staffing Levels across the Counties

Going by the views of the respondents, staffing levels have improved the most in Kitui, followed by Nyeri, Kisumu, Busia and Kwale in decreasing order.

Figure 8: Changes in Staffing Levels across the 5 Select Counties

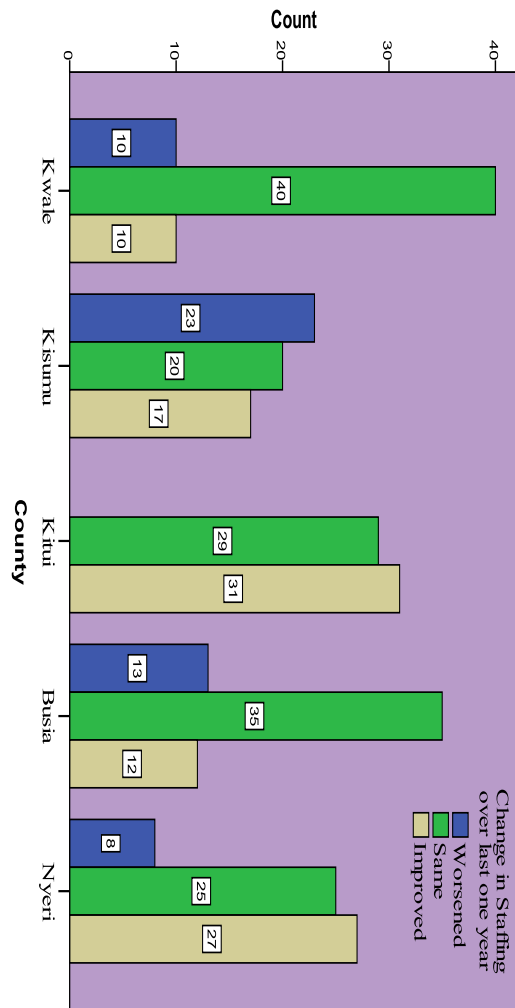
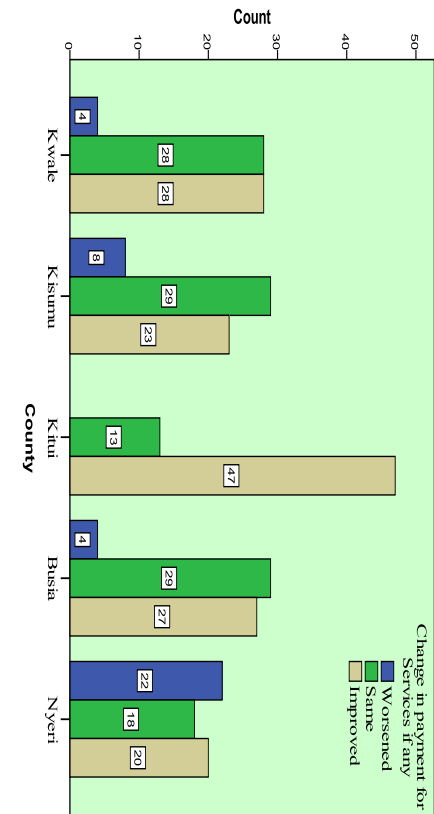


Table 8: Explanation for Changes in Staffing Across the Counties

Explain Change in Staffing	County					Total
	Kwale	Kisumu	Kitui	Busia	Nyeri	
Additional staff hired, better than Before	10	17	16	4	7	54
Health personnel few, always late or not reporting for duty	2	9	0	2	8	21
There are three clinical officers per consultancy room	0	0	0	0	3	3
Staff transferred instead of adding	0	0	0	0	2	2
More staff needed	48	34	29	54	40	205
Available staff look happy and organized	0	0	15	0	0	15
Total	60	60	60	60	60	300

2.9. Changes in Payments across the Counties

Figure 9: Changes in Payments



Payments have improved the most in Kitui, followed by Kwale, Busia, Kisumu and then Nyeri. It seems that Nyeri County is not performing well with regard to payments unlike in the other areas. The county had a very high number of people who thought that payment services at level three hospitals in the county had worsened.

Table 9: Explanations for Ratings on Change in Payment Services in County

Pay Change Explanation	County					Total
	Kwale	Kisumu	Kitui	Busia	Nyeri	
Payments remain the same as it used to be with national government	24	26	5	18	5	78
Very expensive because patients pay for every service	2	6	2	0	10	20
Most services are almost free	30	28	42	37	45	182
Ampath's revolving fund has made payment affordable	0	0	0	5	0	5
Un-receipted payments	4	0	9	0	0	13
Long queues at payments	0	0	2	0	0	2
Total	60	60	60	60	60	300

3.0 RECOMMENDATIONS FOR KWALE COUNTY

All the respondents were asked to offer 3 suggestions on how to improve health in the county governments. The suggestions that received most mentions across the counties are the need for an effective ambulance service, the need to improve, innovate or add hospital facilities, improve water and electricity supply, proper staffing of the hospitals, supply enough drugs and reduce cost of the drugs.

- 10 respondents suggested upgrade the facilities at the health centers
- 12 respondents indicated that staff should be supervised to enhance efficiency
- 34 recommend the county government to avail an effective ambulance service
- 42 respondents want proper staffing
- 32 want county government to supply enough drugs

PROFILE OF KWALE COUNTY

Kwale County is a county in the former Coast Province of Kenya. Its capital is Kwale, although Ukunda is the largest town. The county has a population of 649,931. Kwale is mainly an inland county, but it has coastline south of Mombasa.

Kwale borders the Republic of Tanzania to the South West, and the following Counties; Taita Taveta to the West, Kilifi to the North, Mombasa to the North East and the Indian Ocean to the East.

Kwale County covers a total surface area of 8,270.2 square km and accounts for 1.42 per cent of Kenya's total surface area.

The County is divided into 4 constituencies and 20 wards. The constituencies are: Matuga, Msambweni, Kinango and Lunga Lunga

KWALE COUNTY GOVERNOR

HON. SALIM MVURYA



Chuphi Youth Polytechnic



Sub County
Kinango

Activity
Construction of youth polytechnic

Ward
Mackinnon Road

Assessment date
7/9/2015

Total funds awarded
5,597,945

Total funds spent

Unaccounted for funds

Project Classification
Category C

Project Status
Ongoing and not in use

Comments
The project material and workmanship are of good quality. The project safety status cannot be effectively determined till the project is finished.

Bofu - Kasemeni Ward Administration Office

Sub County
Kinango

Activity
Construction of the ward administration office

Ward
Kasemeni

Assessment date
9/9/2015

Total funds awarded
5,340,450

Total funds spent

Unaccounted for funds

Project Classification
Category C

Project Status
Ongoing and not in use

Comments
The project used machine cut blocks and galvanised iron sheets, the specifications were adhered to with the exception of the safety standards.

Excellent quality of workmanship was applied. The project was implemented within the awarded budget.

Makamini ECD Centre



Sub County
Kinango

Activity
Construction of ECD
Centre

Ward
Mackinnon Road

Assessment date
2/9/2015

Total funds awarded
3,193,833

Total funds spent

Unaccounted for funds

Project Classification
Category C

Project Status
Ongoing and not in use

Comments
The classrooms are well constructed structures done using machine cut blocks and installed with steel doors. Good quality paint was used. Galvanised iron sheets were used for roofing and the finishes are of good quality.

Kafuduni Cattle Dip



Sub County
Kinango

Activity
Construction of a cattle dip

Ward
Kasemeni

Assessment date
3/9/2015

Total funds awarded
2,145,006

Total funds spent

Unaccounted for funds

Project Classification
Category A

Project Status
Complete and in use

Comments
The project used treated timber, concrete blocks and galvanized iron sheets. The cattle dip is fitted with gutters and reservoir tanks for rain water preservation.

The quality of workmanship is also good. The project was implemented within the projected budget.



Kinango Hospital



Sub County
Kinango

Activity
Construction of a drug store

Ward
Kinango

Assessment date
1/9/2015

Total funds awarded
7,917,870

Total funds spent

Unaccounted for funds

Project Classification
Category A

Project Status
Complete and in use

Comments
The project is well implemented with exception of the fact that the plan did not cater for exits or escape routes. The project is a landmark hospital project.

Mazeras Hospital



Sub County
Kinango

Activity
Construction of maternity unit

Ward
Kasemeni

Assessment date
2/9/2015

Total funds awarded
2,240,070

Total funds spent

Unaccounted for funds

Project Classification
Category B

Project Status
Badly implemented / Complete

Comments
The project design did not conform to the needs of the community. The room sizes, ceiling height and drainage system are substandard. There was no provision for septic tank. The tiles presents a safety concern because they are slippery.

Mwanda Hospital



Sub County
Kinango

Activity
Construction of maternity unit

Ward
Kasemeni

Assessment date
2/9/2015

Total funds awarded
2,314,896

Total funds spent

Unaccounted for funds

Project Classification
Category A

Project Status
Complete and in use

Comments
Galvanised iron sheets, coral machine cut blocks and oil paint was used on the project. The workmanship was of good quality with exception of the plumbing works, which may need to be improved. The project costs is within the estimated costs.



Kinango Stalls



Sub County
Kinango

Activity
Construction of stalls

Ward
Kinango

Assessment date
1/9/2015

Total funds awarded
4,308,601

Total funds spent

Unaccounted for funds

Project Classification
Category C

Project Status
Well implemented / ongoing

Comments
The project is still ongoing, it is well implemented; the materials used were of correct specification. Safety standards will need to be taken care of in the course of implementation of the project.



Kinango Ward Administration Office

Sub County
Kinango

Activity
Construction of the ward
administration office

Ward
Kinango

Assessment date
1/9/2015

Total funds awarded
9,976,823

Total funds spent

Unaccounted for funds

Project Classification
Category G

Project Status
Delayed implementation

Comments
The project implementation
has not commenced.

Ban'ga Youth Polytechnic

Sub County
Kinango

Activity
Construction of the youth
polytechnic (4 classrooms)

Ward
Mackinnon Road

Assessment date
1/9/2015

Total funds awarded
5,370,664.28

Total funds spent

Unaccounted for funds

Project Classification
Category B

Project Status
Badly implemented /
incomplete

Comments
Good quality of
workmanship and materials
were used. There was
exposure to harsh
environment. The quality of
materials was compromised
especially the casement
windows and the paint.



Lunga Lunga County Offices



Sub County
Lunga Lunga

Activity
Renovation of the ward administrative office

Ward
Lunga Lunga

Assessment date
3/9/2015

Total funds awarded
12,351,243

Total funds spent

Unaccounted for funds

Project Classification
Category A

Project Status
Complete and in use

Comments
The project used machine cut blocks and galvanized iron sheets and safety standards were considered on the project. Good quality workmanship was evident on the project. The only exception is that the ramp to the main entrance is too smooth.

Mwereni Cattle Dip



Sub County
Kinango

Activity
Construction of cattle dip

Ward
Mwereni

Assessment date
3/9/2015

Total funds awarded
4,376,297

Total funds spent

Unaccounted for funds

Project Classification
Category A

Project Status
Complete and in use

Comments
The timber is treated against rot and environmental attacks, galvanized iron sheets and concrete blocks were used. Specifications were adhered to. The project was implemented within the estimated budget.

Pongwe Kidumu Ward Administration Office



Sub County
Lunga Lunga

Activity
Construction of ward administrative office

Ward
Pongwe Kidimu

Assessment date
3/9/2015

Total funds awarded
3,598,641

Total funds spent

Unaccounted for funds

Project Classification
Category A

Project Status
Complete and in use

Comments
The project was well implemented; there is evident of good workmanship, machine cut blocks and galvanized iron sheets were used. Although the project adhered to the specifications, there is need to incorporate an emergency exist door for safety.



Kinondo Ward Administration Office



Sub County
Msambweni

Activity
Construction of ward administrative office

Ward
Kinondo

Assessment date
9/9/2015

Total funds awarded
7,100,000

Total funds spent

Unaccounted for funds

Project Classification
Category A

Project Status
Complete and in use

Comments
Good quality materials such as galvanized iron sheets were used. However, the implementers should include emergency exits on the construction. The project was implemented within the estimated costs.



Mvimoni Youth Polytechnic



Sub County
Msambweni

Activity
Construction of youth polytechnic

Ward
Diani

Assessment date
9/9/2015

Total funds awarded
5,597,945

Total funds spent

Unaccounted for funds

Project Classification
Category A

Project Status
Complete and in use

Comments
Specifications on the ceiling heights, doors and window were adhered to. Good quality materials were used i.e. Coral blocks, treated timber, galvanized iron sheets, and oil paints were used. The workmanship is up to standard and the works implemented are within the estimated costs.

Kwale Health Centre



Sub County
Matuga

Activity
Construction of the mortuary block

Ward
Golini Ward

Assessment date
9/9/2015

Total funds awarded
5,597,945

Total funds spent

Unaccounted for funds

Project Classification
Category A

Project Status
Complete and in use

Comments
Specifications on the ceiling heights, doors and window were adhered to. Good quality materials were used i.e. coral blocks, treated timber, galvanized iron sheets, and oil paints were used. The workmanship is up to standard and the works implemented are within the estimated costs.

Kwale Hospital



Sub County
Matuga

Activity
Construction of the mortuary block

Ward
Golini Ward

Assessment date
6/9/2015

Total funds awarded
12,715,943

Total funds spent

Unaccounted for funds

Project Classification
Category A

Project Status
Complete and in use

Comments
The project conforms to specifications with standard ceiling height and doors. The safety concerns were addressed because the emergency doors/ exits were incorporated. The assessment revealed good quality workmanship. The project costs are below the estimated costs (estimate of Ksh 13 million).

Matuga Hospital



Sub County
Matuga

Activity
Construction of maternity unit

Ward
Matuga

Assessment date
7/9/2015

Total funds awarded
2,328,560

Total funds spent

Unaccounted for funds

Project Classification
Category A

Project Status
Complete and in use

Comments
The project was implemented within the estimated budget and the quality of workmanship is satisfactory with the exception of the painting and plumbing works, which may require review. The safety standards were adhered to.

Magodzoni Health Centre



Sub County
Matuga

Activity
Construction of maternity unit

Ward
Tsimba -Tiwi

Assessment date
7/9/2015

Total funds awarded
2,730,118

Total funds spent

Unaccounted for funds

Project Classification
Category A

Project Status
Complete and in use

Comments
Good quality materials i.e. hardwood, machine cut blocks, and galvanized iron sheets were used on the project. The project complied with specifications. The assessment revealed good quality workmanship. The project was implemented within the estimated costs.

Tiwi Market



Sub County
Matuga

Activity
Renovation of the market

Ward
Tsimba -Tiwi

Assessment date
7/9/2015

Total funds awarded
3,986,510.52

Total funds spent

Unaccounted for funds

Project Classification
Category C

Project Status
Well implemented, ongoing project

Comments
Good quality materials i.e. coral machine cut blocks and reinforced steel were used on the project. The quality of works on the superstructure achieved is good, and the project was accomplished within the projected budget.

Adherence to safety standards will only be determined once the project is complete.

Kwale Stadium



Sub County
Matuga

Activity
Construction of sports complex

Ward
Golini

Assessment date
9/9/2015

Total funds awarded
14,446,617

Total funds spent

Unaccounted for funds

Project Classification
Category C

Project Status
Well implemented, ongoing project

Comments
The project had just recently began; excavation and compression were ongoing. Although not much has been done, the progress of the project is good.

Mkongani Youth Polytechnic



Sub County
Matuga

Activity
Construction of hostels

Ward
Tiribe

Assessment date
6/9/2015

Total funds awarded
7,329,113

Total funds spent

Unaccounted for funds

Project Classification
Category B

Project Status
Badly implemented, incomplete project

Comments
The project did not comply to specifications in terms of quality of materials and workmanship. The masonry was up to the standard but the carpentry and plumbing works were substandard. The finishing was also poorly done.

Culture Offices



Sub County
Matuga

Activity
Renovation of offices

Ward
Golini

Assessment date
10/9/2015

Total funds awarded
3,955,008

Total funds spent

Unaccounted for funds

Project Classification
Category A.

Project Status
Complete and in use

Comments
The materials used and workmanship are of good quality. The provisions for safety and the cost factors of the project were well undertaken.

Matuga Ward



Sub County
Matuga

Activity
Paving and installation of drainage system

Ward
Golini

Assessment date
10/9/2015

Total funds awarded
5,625,000

Total funds spent

Unaccounted for funds

Project Classification
Category A

Project Status
Complete and in use

Comments
High quality of cabro blocks and reinforced steel covers were used. The quality of workmanship was high. The project was implemented within the estimated costs.

Baraza Park



Sub County
Matuga

Activity
Rehabilitation of recreation facilities

Ward
Golini

Assessment date
6/9/2015

Total funds awarded
3,791,471

Total funds spent

Unaccounted for funds

Project Classification
Well implemented, ongoing project:

Project Status
Category C

Comments
High quality coral blocks and galana slabs were used. The works took into consideration the drainage. The accomplished work was within the estimated costs. So far the project has value for money.

Kibuyuni Health Centre



Sub County
Matuga

Activity
Construction of maternity unit

Ward
Shimba hills

Assessment date
6/9/2015

Total funds awarded
2,864,950

Total funds spent

Unaccounted for funds

Project Classification
Well implemented, ongoing project

Project Status
Category C

Comments
The project adhered to specifications. The roofing and finishes were well done using good quality materials. Coral machine cut blocks and galvanized iron sheets were used on the project. The project costing is approximated at Ksh 1.8 million.

Madzimalume Health Centre



Sub County
Matuga

Activity
Construction of maternity unit

Ward

Assessment date
8/9/2015

Total funds awarded
2,715,884

Total funds spent

Unaccounted for funds

Project Classification
Category C

Project Status
Well implemented, ongoing project

Comments
So far the project is well implemented; the assessment revealed good workmanship in addition to using good quality materials; machine cut concrete blocks were used for walling and galvanized iron sheets were used for roofing. The project was implemented within the estimated cost. The cost of already undertaken work Ksh 1.5 million.

Vyongwani Health Centre



Sub County
Matuga

Activity
Construction of maternity unit

Ward
Matuga

Assessment date
8/9/2015

Total funds awarded
2,703,786

Total funds spent

Unaccounted for funds

Project Classification
Category A

Project Status
Well implemented, complete project

Comments
Good quality materials were used i.e. coral blocks on the walling, hardwood for carpentry works and galvanized iron sheets for roofing. Safety standards were adhered to and the drainage system was well constructed with exception of the manhole covers, which were missing. The project has been implemented within the estimated cost.

Maji Moto Eco-Resort



Sub County
Msambweni

Activity
Fencing of Eco-Tourist site

Ward
Dzombo

Assessment date
10/9/2015

Total funds awarded
14,276,000

Total funds spent

Unaccounted for funds

Project Classification
Category A

Project Status
Complete and in use

Comments

The project was well implemented, good quality materials were used; concrete casted fence posts and high gauge chain link fence were used. The quality of workmanship was good. The project was implemented within the estimated costs.

Mwagunda ECD Centre



Sub County
Msambweni

Activity
Construction of ECD

Ward
Dzombo

Assessment date
10/9/2015

Total funds awarded
3,504,310

Total funds spent

Unaccounted for funds

Project Classification
Category A

Project Status
Complete and in use

Comments

Good quality materials i.e. machine cut blocks and treated timber for the trusses was used. Project specifications were adhered to and there is evidence of good workmanship. The project was implemented within the estimated cost hence value for taxpayers money.

Mvindeneni



Sub County
Msambweni

Activity
Paving using cabro blocks

Ward
Diani

Assessment date
9/9/2015

Total funds awarded
6,971,252

Total funds spent

Unaccounted for funds

Project Classification
Category A

Project Status
Complete and in use

Comments
Good quality materials such as cabro blocks were used with river sand. The project adhered to specifications. The quality of workmanship is appropriate but there is need to fill sand on edges bordering the keystones.

Msambweni Hospital



Sub County
Msambweni

Activity
Renovation of the roof, doors, installation of roof support columns and painting

Ward
Msambweni

Assessment date
9/9/2015

Total funds awarded
18,967,730

Total funds spent

Unaccounted for funds

Project Classification
Category B

Project Status
Badly implemented, incomplete project

Comments
The project was poorly implemented, poor quality of materials were used in addition to substandard workmanship. The repairs lacked professionalism i.e support of heavy roof against 1st floor using S.H.S beams (6"x6") x 1.5mm.

Mzizima Health Centre



Sub County
Lunga Lunga

Activity
Construction of maternity unit

Ward
Pongwe Kidimu

Assessment date
9/9/2015

Total funds awarded
3,466,209

Total funds spent

Unaccounted for funds

Project Classification
Category C

Project Status
Well implemented, ongoing projects

Comments
The project adhered to the specifications except for the ramp for people with special needs, which is yet to be installed. Good quality materials such as treated timber for trusses and machine cut coral blocks were used on the project. The works on the project up to the time of assessment were within the estimated costs.

Eshu Health Centre



Sub County
Msambweni

Activity
Construction of maternity unit

Ward
Eshu

Assessment date
7/9/2015

Total funds awarded
2,496,076

Total funds spent

Unaccounted for funds

Project Classification
Category D

Project Status
Abandoned project

Comments
The project is incomplete but it has stalled. The project did not adhere to specifications. The estimated cost as at the date of assessment is Ksh 0.6 million.

Muhaka Health Centre



Sub County
Msambweni

Activity
Construction of maternity unit

Ward
Mwabungo

Assessment date
8/9/2015

Total funds awarded
2,622,736

Total funds spent

Unaccounted for funds

Project Classification
Category A

Project Status
Complete and in use

Comments
Good quality materials such as machine cut blocks, galvanized iron sheets and high quality paint was used. The specifications such as people with special needs' ramp and emergency exit were adhered to on the project. The quality of workmanship was good and the project implemented within the estimated cost.

Msambweni Hospital



Sub County
Msambweni

Activity
Installation of roof, gutters, painting of the house and installation of the water tower

Ward
Msambweni

Assessment date
9/9/2015

Total funds awarded
4,145,578

Total funds spent

Unaccounted for funds

Project Classification
Category B

Project Status
Badly implemented

Comments
This is a poorly implemented project; poor quality of workmanship was evident. The project specifications were not effectively adhered to such as access for people with special needs. The project was not a reflection of the resources allocated.

Nyumba Sita Stalls



Sub County
Msambweni

Activity
Construction of stalls

Ward
Msambweni

Assessment date
9/9/2015

Total funds awarded
4,308,601

Total funds spent

Unaccounted for funds

Project Classification
Category C

Project Status
Well implemented, ongoing projects

Comments
Good quality materials such as coral machine cut blocks and reinforced steel was used on the project. The workmanship was good with the substructure and superstructure supported with columns and ring beams.



Mwabungo Polytechnic



Sub County
Msambweni

Activity
Renovation of the workshop

Ward
Mwabungo

Assessment date
10/9/2015

Total funds awarded
3,799,835

Total funds spent

Unaccounted for funds

Project Classification
Category B

Project Status
Badly implemented, incomplete project

Comments
Low quality timber that had not been treated and substandard workmanship was observed on the project. Additionally, the wall was poorly constructed with the plastering peeling off and painting poorly done. The renovation work was estimate to cost Ksh 3.0 million.



Mwezamwenye Cereal Store



Sub County
Msambweni

Activity
Construction of a grain storage store

Ward
Dzombo

Assessment date
10/9/2015

Total funds awarded
5,768,027

Total funds spent

Unaccounted for funds

Project Classification
Category A

Project Status
Complete and in use

Comments
Good quality materials i.e. machine cut blocks, treated timber and galvanized iron sheets were used. The project was implemented within the estimate budget. Good quality workmanship was evident, however, there was no provision for an access for people with special needs.

Mwagunda Health Centre



Sub County
Msambweni

Activity
Construction of staff quarters

Ward
Dzombo

Assessment date
9/9/2015

Total funds awarded

Total funds spent

Unaccounted for funds

Project Classification
Category C

Project Status
Well implemented, ongoing project

Comments
The project was well implemented although it was still ongoing. The quality of workmanship and materials used is up to the standards.

Kwale Hospital



Sub County

Matuga

Activity

Construction of X-Ray building

Ward

Golini

Assessment date

6/9/2015

Total funds awarded

9,808,762

Total funds spent

Unaccounted for funds

Project Classification

Category C

Project Status

Well implemented, ongoing projects

Comments

Good quality materials i.e. machine cut coral blocks and galvanized iron sheets used for walling and roofing the construction respectfully. The ceiling height and finishing works is upto the standards. The project is within the estimated budget.





**National Taxpayers
Association**
pesa zetu, haki yetu

HEAD OFFICE

National Taxpayers Association (NTA)
Riara Gardens, Off Riara Road | Adjacent to Makini School
P. O. Box 4037 - 00506, Nyayo Stadium, Nairobi, Kenya
TeleFax: 254-20-3861813/4 | Cell Phone: 254-701-946557
Email: admin@nta.or.ke | Website: www.nta.or.ke

Nairobi Regional Office

Riara Gardens, Off Riara Road
Adjacent to Makini School
P.O. Box 4037 - 00506 Nairobi
Cell Phone: 254-701-946556
Email: nairobi@nta.or.ke

Eastern Regional Office

Town Plaza, 3rd Floor, Ngei Road
P.O. Box 2046 90100 Machakos
Cell Phone: 254-701-946547
Email: eastern@nta.or.ke

Rift Valley Regional Office

Meadows Hse, 1st Floor, Room 106
Opposite Sirikwa Hotel
P.O. Box 4956-301 00 Eldoret
Cell Phone: 254-701-946543
Email: riftvalley@nta.or.ke

Western Regional Office

Kakamoni Plaza, 1st Floor
Above Post Bank,
Canon Awori Street
Cell Phone: 254-701-946551
Email: western@nta.or.ke

Central Regional Office

Nyeri Teachers Plaza, 1st Floor,
Room 10
P.O. Box 576 - 10100 Nyeri
Cell Phone: 254-701-946544
Email: central@nta.or.ke

Coast Regional Office

Kanderbhoy Building
Nkurumah Road, 1st Floor, Suite 14,
Opp Co-Op Bank
P.O. Box 98860 Mombasa
Cell Phone: 254-701-946548
Email: coast@nta.or.ke

North Eastern Regional Office

Riara Gardens, Off Riara Road
Adjacent to Makini School
P.O.Box4037-00506 Nairobi
Cell Phone: 254-701-447448
Email: northeastern@nta.or.ke

Nyanza Regional Office

Nakumatt Mega City, Mezzanine Floor
Nairobi Road
P.O. Box 204-40123 Kisumu
Cell Phone: 254-701-946550
Email: nyanza@nta.or.ke



Supported by:



MINISTRY FOR FOREIGN
AFFAIRS OF FINLAND