




KISUMU COUNTY

CITIZENS REPORT CARD



CONTENTS

1.0	About NTA	2
2.0	About the Report	3
3.0	Research Methodology	4
	DevelopmentCheck at a glance	5
	Perception survey on health service delivery	8
	Profile of Kisumu County	15
5.0	County Project summary tables, project profiles and digital pictures	16
	Annex 1: Project Assessment Interview Sheet	
	Annex 2: Correspondence with Fund Managers	



The findings expressed herein are those of the NTA and do not necessarily reflect the views of our partners.

© National Taxpayers Association
October, 2015

1.0 About NTA

- The NTA is a national, independent, non-partisan organization focused on promoting good governance in Kenya.
- Since 2006, the NTA has been implementing programmes focused on citizen demand for accountability through monitoring of the quality of public service delivery and the management of devolved funds. It has achieved this through the development of social accountability tools (Citizen Report Cards), civic awareness, citizen capacity building, partnerships with government agencies, service providers, private sector, civil society and community action groups.
- NTA is fully independent of government; however, it is committed to working with the government to improve service delivery and the management of devolved funds.
- **Our Vision:** An accountable, citizen-responsive government delivering quality services to all.
- **Our Mission:** To promote accountable, effective and efficient collection and utilization of public resources through citizen empowerment, enhancing public service delivery and partnership building.
- NTA has a governing council of 12 prominent civil society and religious organizations and eight active regional coordination offices covering the entire country that effectively support and enable operations at regional and Sub County level.
- NTA employs professional experienced staff with minimum university degree in the relevant field of operation. The team has enabled NTA to establish itself as an authority in field of governance and advocacy for transparency and accountability.
- NTA has established Sub County level structures where activities of the organization are shaped, managed and implemented by citizens through the Constituency Monitoring Committees (CMCs). This has significantly improved NTA reach and enhanced demand for accountability at grass roots level.
- NTA has established a call centre in Western region in partnership with Provincial Commissioner, Western Province to improve the quality of government services for all citizens living in western province.
- The NTA is also conducting Sector Public Expenditure Reviews to identify areas where services can be improved to benefit all Kenyans.
- NTA has conducted research and provided information to Kenyans through its Citizen Report Cards (CRCs), scooping studies, public forums and civic education through the media to present issues of how devolved funds are being used and their impact on development in constituencies in a user-friendly, simple, and accessible manner.
- NTA has produced Constituency Development Fund (CDF) Citizens Report Cards (CRCs) in over 140 constituencies and Local Authority Transfer Fund (LATF) CRCs in 21 local authorities.
- Baseline Scoping studies and report cards have also been produced for key public services like Health, Education, Registration Services, Rural Roads, Post Budget analysis and Security to enhance demand for accountability and potential for public action.
- NTA is implementing a public primary school report card nationwide in partnership with the Ministry of Education that seeks to bring parental involvement back to the management of public primary schools.

“ The NTA is a national, independent, nonpartisan organisation focused on promoting good governance in Kenya through citizen empowerment, enhancing public service delivery and partnership building.

2.0 About the Project

With the support of GIZ and the Finnish Embassy, NTA is implementing a project in Kisumu, Nyeri, Busia, Kwale and Kitui whose goal is to promote good governance, transparency and accountability at the sub-national level through effective citizen participation, oversight in monitoring the management of devolved funds and Public service delivery.

There is need for citizens to effectively monitor resources allocated to projects at the sub national level in line with Article 174 which states that the objects of the devolution of government are: (a) to promote democratic and accountable exercise of power; (b) to foster national unity by recognizing diversity; and (c) to give powers of self-governance to the people and enhance the participation of the people in the exercise of the powers of the State and in making decisions affecting them. In order for citizens to effectively engage government in monitoring, there is need for effective tools that citizens can then use to demand accountability at the sub national level, hence the NTA citizens report card (CRCs). The citizens' report card serves three important and interrelated purposes, that is; a source of information for citizens, a tool for citizens to hold the government officers and political leaders accountable, and documenting development process at the local level.

The Goal of the project is promote good governance, transparency and accountability at the sub-national level through effective citizen participation, oversight in monitoring the management of devolved funds and Public service delivery.

The project is aimed at achieving the following specific objectives;-

- i. To establish partnerships with institutions at national and sub national for information sharing and redress mechanisms
- ii. To enhance the capacity of citizens to effectively monitor the

management of public funds

- iii. To monitor implementation of public projects through development, production and dissemination of citizen report cards

NTA will achieve these through;

1. Forging and sustaining partnerships and seeking alliances at both sub national and national level.
2. Development and dissemination of citizens report card to provide information to citizens, a tool for citizens to hold the government officers and political leaders' accountable.
3. Enhancing local level redress mechanisms aimed at resolving issues related to project implementation to reduce wastage of public funds to enhance services delivery.

Purpose of the project

- Forging and sustaining partnerships and seeking alliances at both sub national and national level.
- Building the capacity of local level community structures; the county Accountability Network (CANs) members for effective monitoring. Quantity surveyors/Engineers are used for technical assessment of construction type projects. NTA has adopted the use of mobile application (Development check in motoring). In addition,NTA conducted perception survey on service delivery focusing on Health.
- Local level consultative meetings between County Government officials and key stakeholders like oversight institutions,CSOs,private sector,Faith best organizations among others at sub national level. The meeting will provide an opportunity to discuss the report and make firm commitments in addressing any issues on misappropriation, abuse of office and provide clear time lines on when the

issues will be addressed and by whom.

- Dissemination of the report through public forums aimed at citizens to engage with services providers and managers of devolved funds in a question and answer sessions on the use of devolved resources and service delivery.

3.0 Research Methodology

3.1 Sustainable Partnerships

NTA held meetings to forge and sustain partnerships and to seek alliances at both national and sub national level. At the county level, NTA held several meetings with the County Executives to agree on modalities of collaboration and to get Secondary Data Collection. At the national level, NTA has established a working relationship with the oversight institutions.

3.2 Training and Data collection.

This involved the training of the County Accountability Network (CANs) members for effective monitoring. Quantity Surveyors/Engineers were used for technical assessment of construction type projects. NTA has adopted the use of mobile application (DevelopmentCheck in monitoring). In addition, NTA conducted perception survey on service delivery focusing on Health.

At each project site:

- i. NTA monitors interviewed intended citizen beneficiaries and the people in charge around the project
- ii. NTA monitors took digital photographs of the project;
- iii. The engineer undertook a technical assessment of all the project using a structured Project Technical Assessment Form

3.3 NTA project categorization

Category A Projects – Well implemented, completed projects

This category is for projects that scored above 50% by the engineer during the technical assessment and were found to be well built; with good value for money (i.e. the budget spent is commensurate to the project delivered).

Category B Projects – Badly implemented, complete and incomplete projects

This category is for projects, which had scored less than 50% on the Technical Assessment Form, and were found to be poorly constructed with no value for money, and/or with budgets much larger than what is actually delivered.

Category C Projects – Well implemented, incomplete projects

This category is for projects, which had scored above 50% on the Technical Assessment Form, and the projects were well implemented but ongoing, i.e. Money had been used to build a structure of good quality, but the construction is incomplete.

Category D Projects - Abandoned Projects

This category is for incomplete projects and which did not receive financial allocation in the subsequent Financial Year.

Category E Projects – Ghost projects

This category is for projects which had been officially allocated funds but the project did not physically exist at the time of study i.e. It is a ghost project.

Category F Projects – Reallocated Funds

This category is for projects that were not implemented for the reason that the funds were reallocated to other projects.

Category G Projects - Delayed implementation

The project is officially allocated funds but the implementation has not started and funds are in still in the Account.

3.4 Comments and Review of draft reports

NTA held a local level consultative meeting between County Government officials and key stakeholders like oversight institutions, CSOs, private sector, Faith based organizations among others at sub national level. The meeting provided an opportunity to discuss the report and make firm commitments in addressing any issues on misappropriation, abuse of office and provide clear time lines on when the issues will be addressed and by whom. The stakeholders at the County level are meant to form a committee for continuous engagement with the services delivery in resolving issues concerning the management of public resources.

3.5 Dissemination.

Dissemination of the report through public forums aimed at citizens to engage with services providers and managers of devolved funds in a question and answer sessions on the use of devolved resources and service delivery.



NTA Vision:

An accountable, citizen-responsive government delivering quality services to all.

NTA Mission:

To promote accountable, effective and efficient collection and utilization of public resources through citizen empowerment, enhancing public service delivery and partnership building.

DEVELOPMENT CHECK

At a Glance

THE NEED

The National Taxpayers Association (NTA) uses the Citizens' Report Card (CRC's) to monitor management of devolved funds for better government service delivery and infrastructure development to promote transparency and accountability. NTA facilitates the Constituency Monitoring Committees (CMC's) and County Accountability Networks (CAN's) to produce CRCs which are used by the citizens as tools for demanding accountability. The DevelopmentCheck application, hence, becomes a powerful tool for integrating ICT in NTA's work for effective management of CDF funds.

THE CHALLENGE

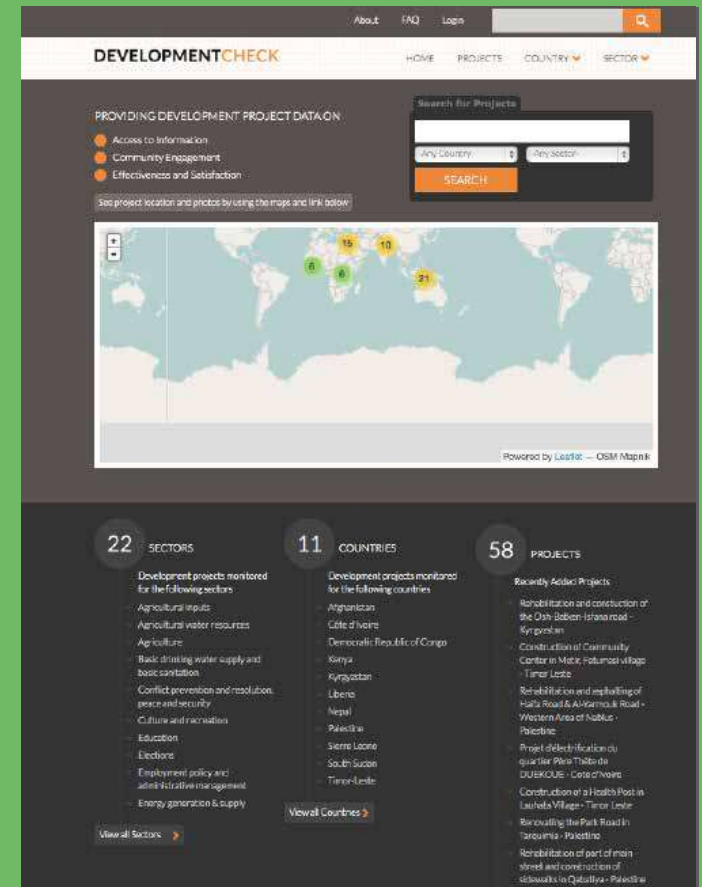
Aid and government funds for development projects are often lost due to fraud, corruption and mismanagement, thereby affecting development outcomes. These losses show the need for greater accountability and effectiveness of development projects.

THE RESPONSE

DevelopmentCheck is a user driven and solution oriented online tool for citizen feedback on the transparency, participation and effectiveness of development projects. Integrity Action developed the tool in partnership with their country partners and Young Innovations, developers in Nepal and practitioners in the field of Open Data and the International Aid Transparency Initiative (IATI).

HOW IT WORKS

Integrity Action and NTA trains CMC's and CAN's in Community Integrity Building (CIB) approach so they can effectively monitor development projects in their communities. The community identifies priority development projects to monitor and then collects data on these through project site visits, beneficiary surveys (rapid assessment questionnaire), information requests and photos.



They enter the data for each project monitored into a questionnaire on DevelopmentCheck. They can also upload project documents such as the bill of quantity or contract if available, as well as photos or videos.

Once data is uploaded online, NTA conducts an internal verification and review of the information by engaging the relevant stakeholders i.e. Member of Parliament (MP) and Constituency Development Fund Committee (CDFC) and then a moderator, currently Integrity Action staff, verifies and publishes the information through DevelopmentCheck. As some projects are monitored over a long period of time data may be entered from more than one site visit.

The NTA shares the findings with the community, government and contractors. Through constructive engagement with these key stakeholders, they can fix problems and improve development projects. The percentage of problems resolved is called the 'fix-rate' and it is used to track the progress.

The screenshot displays the 'INTEGRITY INDICATORS' section of the DevelopmentCheck interface. It features a date selector for '2013-09-13' and three main categories: 'ACCESS TO INFORMATION', 'COMMUNITY ENGAGEMENT', and 'PROJECT EFFECTIVENESS'. Each category contains specific questions with corresponding colored feedback circles (red for No, orange for Partial, green for Yes). A legend on the right explains the colored circles and provides a brief description of each category.

Category	Question	Result
ACCESS TO INFORMATION	Could the community access the project documents? Documents that were available >	Partial (Orange)
	Was the community consulted in the project design?	No (Red)
COMMUNITY ENGAGEMENT	Was the community involved in project implementation?	No (Red)
	Was the community satisfied with the project delivery?	Yes (Green)

PROJECT EFFECTIVENESS

Problem Identification and Resolution.

No problems were identified with the delivery of this project during the project monitoring period.

Was the community satisfied with the project delivery? Yes (Green)

Legend:

- No (Red circle with X)
- Partial (Orange circle with -)
- Yes (Green circle with checkmark)

The coloured circles show the monitoring results and community feedback on the project in three areas:

- Access to information - whether the communities can access key project information such as budget or plans.
- Community Engagement - whether communities are involved in the project design and/or implementation.
- Effectiveness - whether the project is effective, complies with established standards and the communities are satisfied.

THE RESULTS

DevelopmentCheck helps to close the loop on problems in project Ongoing. Through constructive engagement with key stakeholders 30%-50% of identified problems in critical infrastructure and services can be resolved to the communities satisfaction. DevelopmentCheck also enables cross-country comparison and collective advocacy. In other words, this data provides evidence to generate pressure for improved services and projects.

<http://www.developmentcheck.org>

PERCEPTION SURVEY ON HEALTH SERVICE DELIVERY

1.0 INTRODUCTION

This study was done to capture the citizens' perception of changes in the health services in the counties. The study was done in 5 counties; Kisumu, Kwale, Busia, Kitui and Nyeri. The study targeted individuals who use level three health facilities in the selected counties

1.1 STUDY METHODOLOGY

This study was carried out in 5 counties selected from among the 47 counties in Kenya. In each of the 5 counties, level three hospitals were selected as per the sub counties. For each level 3 hospitals identified, a total of 6-10 respondents were chosen through simple random sampling. From all the five counties, a total of 60 respondents were interviewed. The study questionnaires were edited for errors and entered into SPSS for quick analysis of data. Descriptive statistics were used to capture the general trends and to generate summary descriptive data that gives a picture of how things are in the select counties. The data is presented in this report using tables, graphs and charts.

2.0 THE FINDINGS

2.1. Change in Maternity Services

There are differences in terms of how respondents in the different counties view changes in maternity over the last one year. Considering individual counties, the rating whether maternity services had improved or not across the counties is presented in Figure 1.

Generally, maternity services seem to have improved in most counties across the country. Considering the 5 select counties, maternity services at level 3 hospitals, as per the respondents, have improved the most in Kitui, followed by Kwale, then Nyeri, Busia and then Kisumu. In Kisumu County, 50 out of 60 respondents argued that the services had remained the same.

Table 1: Explanation of Changes in Maternity Services across the County

Explain Change in Maternity	County					Total
	Kwale	Kisumu	Kitui	Busia	Nyeri	
Environment is friendly and welcoming	16	0	1	8	10	35
Services are poor and inadequate	0	0	0	5	0	5
Free of Charge	26	4	25	18	0	73
Wards are small and shared	0	0	6	4	0	10
Nurses are harsh and unhelpful	8	8	2	4	0	22
Operates only during the day	2	0	1	0	0	3
Patients Attended to Promptly	0	0	14	0	0	14
Enough Personnel	4	0	0	0	10	14
Maternity Ward expanded and well equipped	0	0	2	0	0	2
Has highly skilled nurses	4	0	0	2	3	9
Inadequate maternity staff	0	0	0	5	3	8
No Great Change	0	14	0	3	6	23
The service was not available in the past but now is	0	0	9	4	14	27
Services are good	0	0	0	7	8	15
No Maternity Services	0	34	0	0	6	40
Total	60	60	60	60	60	300

Source: Field Data (2015)

As the table shows, 35 respondents, out of 300, indicated that maternity services in the Ward are offered in a friendly and welcoming environment. Out of the 35, 16 were from Kwale, 1 from Kitui, 8 from Busia and 10 From Nyeri. Seventy three respondents indicate the services had improved because they were free; out of the 73, 26 were from Kwale, 4 from Kisumu, 25 from Kitui and 18 from Busia. A total of 40 respondents indicated that maternity services were same or worse due to lack of maternity services. Out of the 40, a total of 34 were from Kisumu which explains why maternity services scored very low in terms

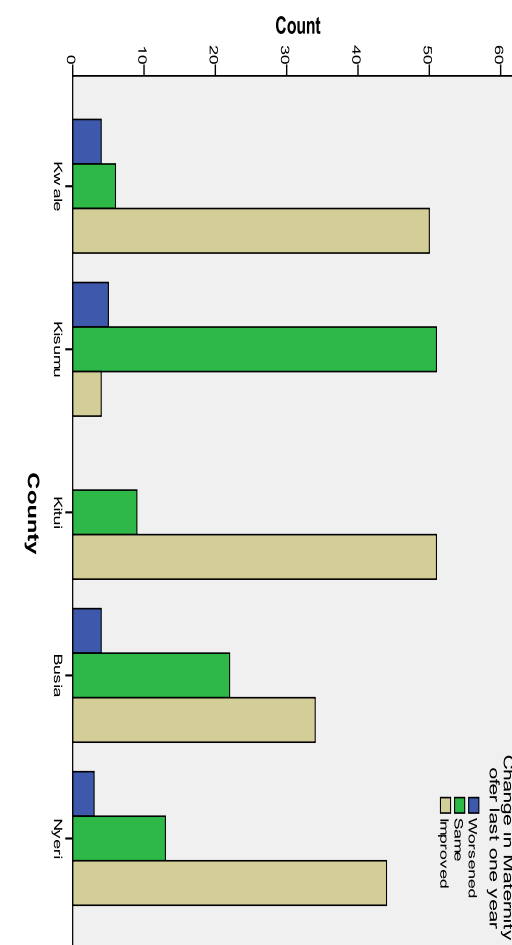
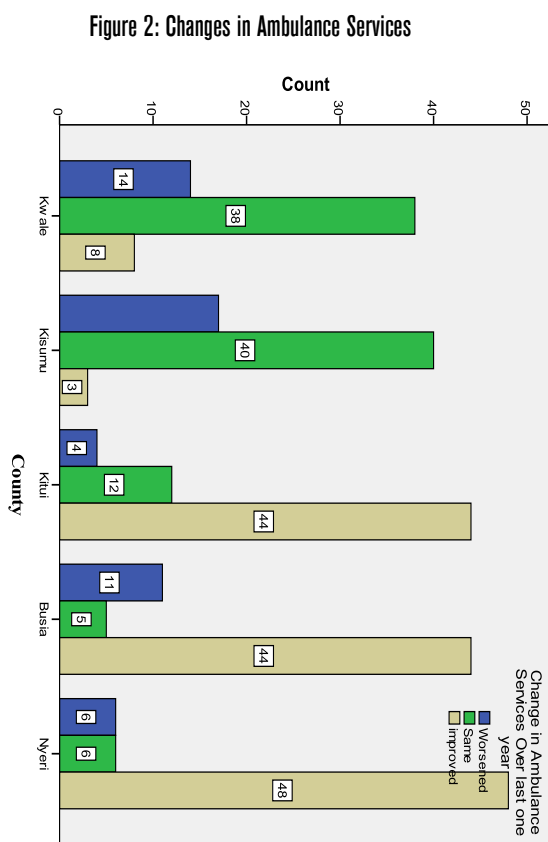


Figure 1: Maternity Services Ratings across the Counties

of improvement in the County. Additionally, out of 23 that indicated that no great change had been noticed in the maternity services, 14 were from Kisumu. All the 5 that indicated that services offered are poor and inadequate were from Busia County.

2.2 Change in Ambulance Services

The ratings of ambulance services in the 5 counties are as captured in figure 2.



Source: Field Data (2015)

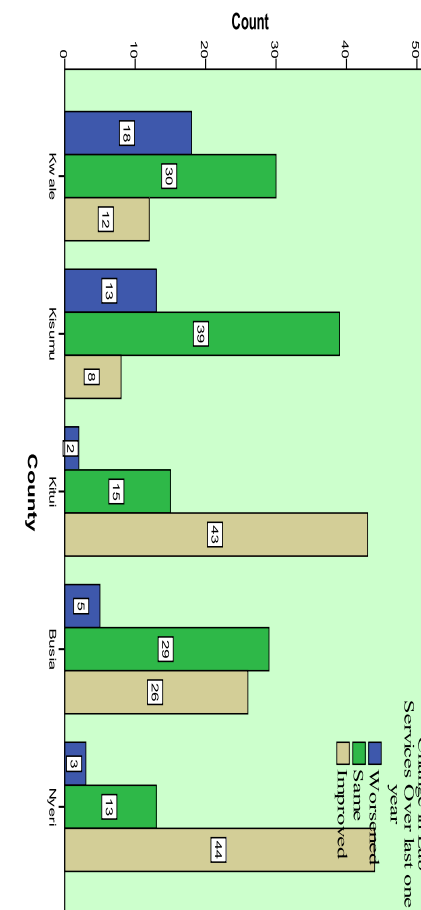
Data presented in figure 2 shows that as per respondents ratings, ambulance services at level 3 hospitals had improved most in Nyeri, followed by Busia and Kitui, then Kwale while Kisumu had least improvement in Ambulance Services.

Table 2: Explanation of Ratings on Change in Ambulance Services

Explain Change in Ambulance Services	County					Total
	Kwale	Kisumu	Kitui	Busia	Nyeri	
Ambulance available at health centre	2	3	38	20	17	80
Old Ambulance frequently breaks down	4	0	0	0	0	4
Less Costly	0	0	0	2	4	6
Not aware of what is used	0	0	0	1	3	4
Most critical patients still rely on Taxi and Matatu	0	0	0	3	3	6
No ambulance available at health facility	14	56	16	8	17	111
Available but at a cost	16	1	6	10	0	33
Takes a long time to respond	10	0	0	0	3	13
Responds quickly when needed	0	0	0	16	13	29
Inadequate number of Ambulances available	14	0	0	0	0	14
Total	60	60	60	60	60	300

2.3 Ratings of Laboratory Services the Counties

Figure 3: Changes in Laboratory Service in the Counties



Source: Field Data (2015)

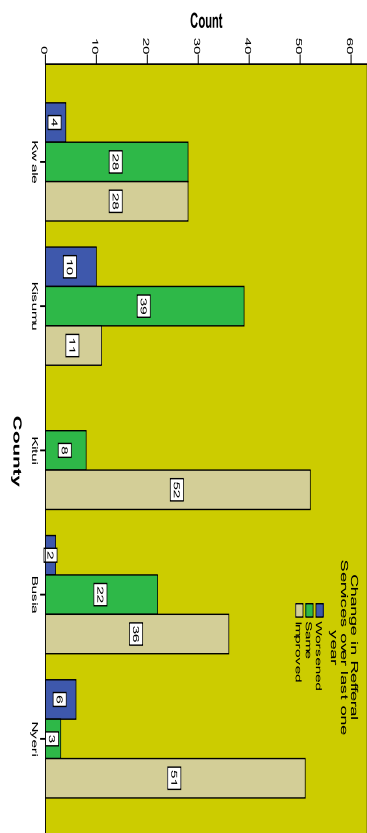
As shown in figure 3, Laboratory services at level 3 hospitals are most improved in Nyeri, followed by Kitui, then Busia, Kwale and Kisumu. Kwale has more people who think the service has worsened when compared with others while Kisumu has more people who think the services have remained the same compared to the other counties.

Table 3: Explanation for Ratings of Laboratory Services across the Counties

Explain Change in Lab Services	County					Total
	Kwale	Kisumu	Kitui	Busia	Nyeri	
Better Services offered promptly	2	0	15	2	7	26
Lab services that used not to be available introduced	0	0	5	0	0	5
Lab services are not available	0	16	0	0	0	16
The services are high tech	0	0	0	2	5	7
Proper tests are done	8	8	22	22	19	79
Even with county governments we still pay	2	0	2	0	9	13
Nurses in the Labs are friendly	0	0	0	0	6	6
Inadequate Lab staff, Reagents and Equipment	40	36	15	34	11	136
Labs are properly arranged and clean	2	0	1	0	3	6
Poor services offered	6	0	0	0	0	6
Total	60	60	60	60	60	300

2.4. Change in Referral Services across the Counties

Figure 4: Changes in Referral Services across the Counties



Referral services at level three hospitals were rated highly, as having improved, in Kitui, followed by Nyeri, then Busia, followed by Kwale and then Kisumu. In two counties, Nyeri and Kitui, there is near consensus that referral services have improved. In Busia, a majority of respondents agree that referral services have improved.

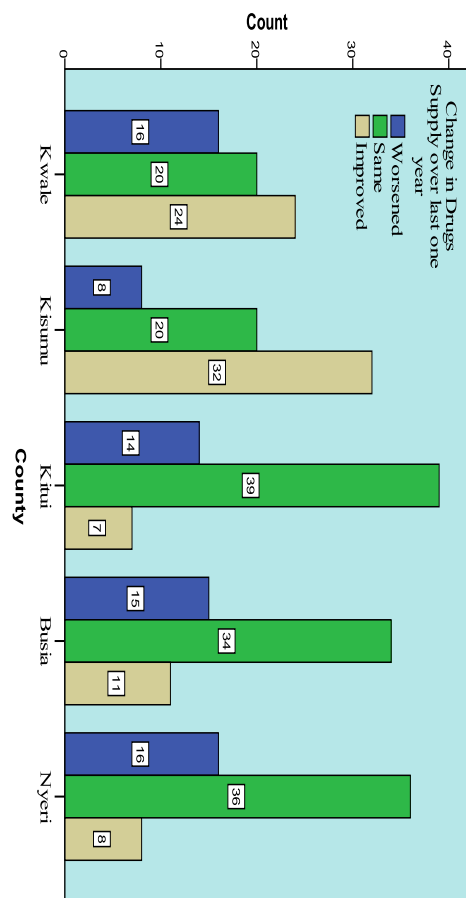
In Kwale, those who said services have improved equal those who thought there was no change, the services have remained the same. In Kisumu, 10 respondents think the services have worsened, 11 think the services have improved while the majority (39) think the services have not changed.

Table 4: Explanation for Ratings of Referral Services across the Counties

Explain Change in Referral Services	County					Total
	Kwale	Kisumu	Kitui	Busia	Nyeri	
Urgent cases are promptly taken to nearest referral hospital	24	50	25	26	30	155
Without money there is no assistance	8	0	0	5	7	20
Referred critically ill patients use Matatu to travel	4	7	0	4	3	18
Patients have to decide themselves and seek medical help elsewhere	6	3	7	2	3	21
Ambulance Available and nurses accompany hospital to referral hospital	4	0	28	8	17	57
Referral Procedures not clear, patients often use their own discretion	4	0	0	9	0	13
Response of Doctors at Referral hospitals is slow and poor	6	0	0	2	0	8
Necessary equipment in case of emergency lacking	40	36	15	34	11	136
Total	60	60	60	60	60	300

2.5. Change in Pharmaceutical Services across the Counties

Figure 5: Changes in Pharmaceutical Services across the Counties



Considering supply of medicines, Kisumu county leads given the number of respondents who think the service has improved, followed by Kwale, Busia, Nyeri and then Kitui.

Table 5: Explanation for Ratings of Referral Services across the Counties

Explain Change in Drug Supply Services	County					Total
	Kwale	Kisumu	Kitui	Busia	Nyeri	
All drugs come at a cost	2	1	11	2	5	21
The drugs are available most of the times	20	29	5	19	18	91
Drugs not always available	32	22	41	37	37	169
Long queues by patients waiting for drugs	6	0	1	2	0	9
Availability of drugs has significantly improved	0	8	2	0	0	10
Total	60	60	60	60	60	300

Kisumu and Kwale had more positive ratings of drug supply in health centers. As data in table 9 shows, many people in Kitui (11) indicated that all drugs in their health centers come at a cost. Generally, many respondents had issues with supply of drugs in hospitals. Many, (32 for Kwale, 22 for Kisumu, 41 for Kisumu, 37 for Busia, 37 for Nyeri) indicated that drugs are not always available in the health centers and they are referred to private chemists that offer the drugs at exorbitant prices.

2.6. Change in Sanitation Levels across the Counties

Sanitation levels received high ratings across all the counties. However, the highest number of respondents who believed the sanitation had improved was from Nyeri, followed by Kitui, then Busia, Kwale and finally Kisumu.

Figure 6: Changes in sanitation Levels at Health Centers across the counties

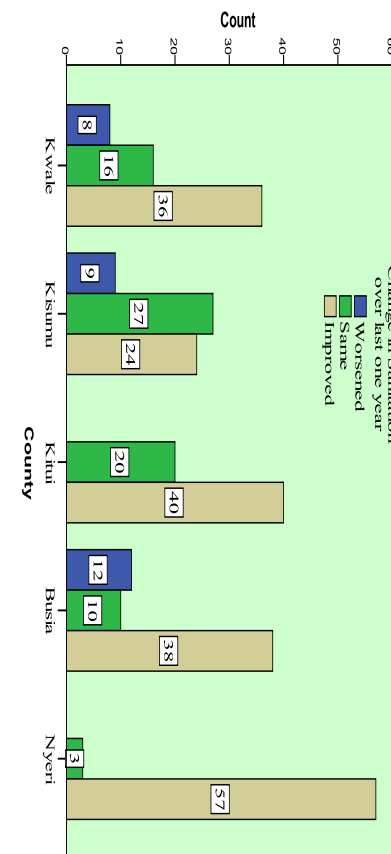
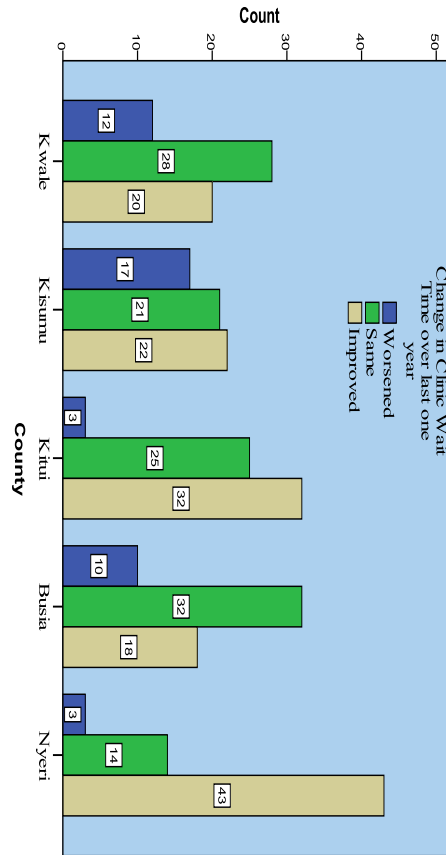


Table 6: Explanations for Ratings of Changes in Sanitation Level

Explain Change in Sanitation Services	County					Total
	Kwale	Kisumu	Kitui	Busia	Nyeri	
Health Facility and compound is always clean	26	23	17	31	38	135
New toilets and Dustbins available	6	4	23	4	0	37
Very dirty especially during weekends	0	0	0	5	0	5
Sewers are broken	6	0	0	0	0	6
Inadequate Cleaning Staff	4	0	0	0	0	4
Not Regularly Cleaned	0	7	20	0	0	27
Wards are very clean	2	0	0	2	1	5
Very Clean even Mortuary	0	0	0	0	6	6
There is regular clean up of the hospital	6	0	0	0	9	15
Facility clean but always closed	0	0	0	0	6	6
Rooms not tidy while toilets are filthy	10	4	0	9	0	23
More Latrines required at the hospital	0	0	0	2	0	2
Not optimal, some areas are filthy	0	22	0	6	0	28
There is better water supply in the health centre	0	0	0	1	0	1
Total	60	60	60	60	60	300

2.7 Changes in Clinic Waiting Time across the Counties

Figure 7: Change in Clinic Wait Time across Counties



Considering clinic wait times, Nyeri had best ratings followed by Kitui then Kisumu, Kwale and Busia.

Table 7: Explanations for Changes in Clinic Waiting Time across the Counties

Explain Change in Clinic Waiting Time	County					Total
	Kwale	Kisumu	Kitui	Busia	Nyeri	
Staff Increased and available all day	2	0	0	13	15	30
depends on number of patients on a given day	8	31	2	7	25	73
Patients don't take much time waiting as before	0	0	0	0	6	6
Inadequate Health Personnel	16	8	13	15	3	55
As long as you arrive early you get quick service	16	8	2	8	3	37
Medical Staff still delay in the work	10	4	0	15	8	37
Long Waits due to many patients	8	9	12	2	0	31
No Waiting	0	0	31	0	0	31
Total	60	60	60	60	60	300

2.8 Changes in Staffing Levels across the Counties

Going by the views of the respondents, staffing levels have improved the most in Kitui, followed by Nyeri, Kisumu, Busia and Kwale in decreasing order.

Figure 8: Changes in Staffing Levels across the 5 Select Counties

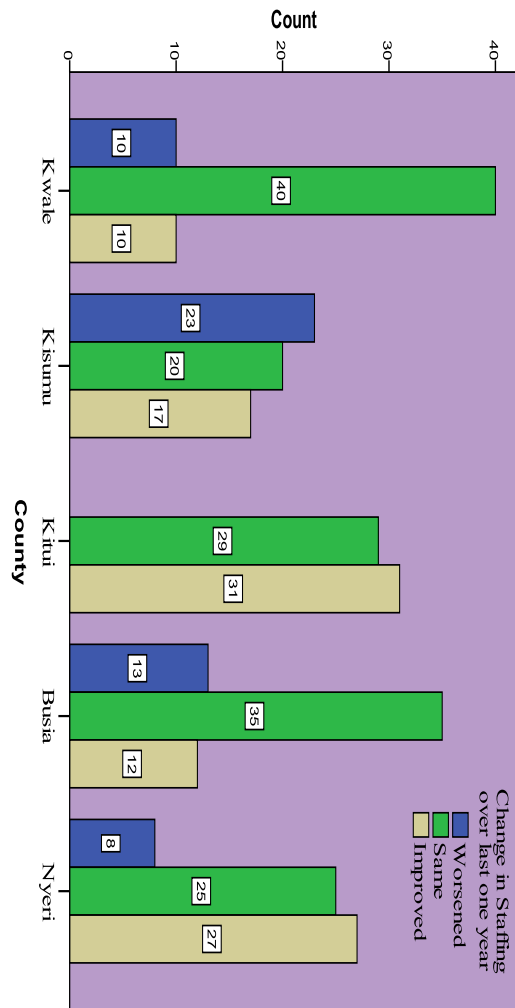
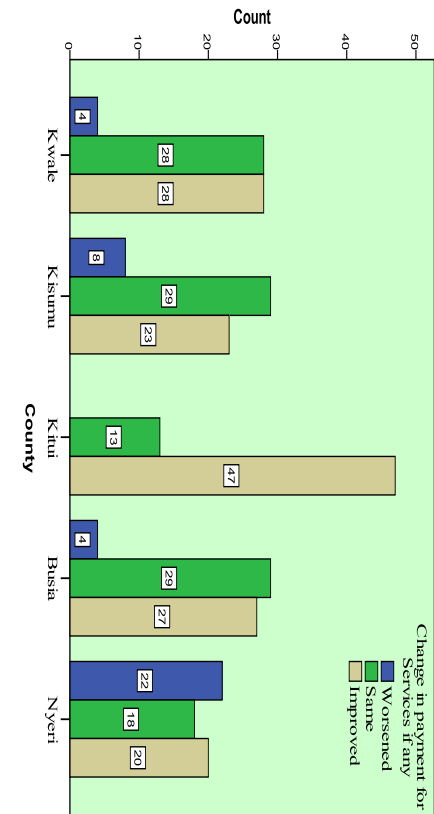


Table 8: Explanation for Changes in Staffing Across the Counties

Explain Change in Staffing	County					Total
	Kwale	Kisumu	Kitui	Busia	Nyeri	
Additional staff hired, better than Before	10	17	16	4	7	54
Health personnel few, always late or not reporting for duty	2	9	0	2	8	21
There are three clinical officers per consultancy room	0	0	0	0	3	3
Staff transferred instead of adding	0	0	0	0	2	2
More staff needed	48	34	29	54	40	205
Available staff look happy and organized	0	0	15	0	0	15
Total	60	60	60	60	60	300

2.9. Changes in Payments across the Counties

Figure 9: Changes in Payments



Payments have improved the most in Kitui, followed by Kwale, Busia, Kisumu and then Nyeri. It seems that Nyeri County is not performing well with regard to payments unlike in the other areas. The county had a very high number of people who thought that payment services at level three hospitals in the county had worsened.

Table 9: Explanations for Ratings on Change in Payment Services in County

Pay Change Explanation	County					Total
	Kwale	Kisumu	Kitui	Busia	Nyeri	
Payments remain the same as it used to be with national government	24	26	5	18	5	78
Very expensive because patients pay for every service	2	6	2	0	10	20
Most services are almost free	30	28	42	37	45	182
Ampath's revolving fund has made payment affordable	0	0	0	5	0	5
Un-receipted payments	4	0	9	0	0	13
Long queues at payments	0	0	2	0	0	2
Total	60	60	60	60	60	300

3.0 RECOMMENDATIONS FOR KISUMU COUNTY

All the respondents were asked to offer 3 suggestions on how to improve health in the county governments. The suggestions that received most mentions across the counties are the need for an effective ambulance service, the need to improve, innovate or add hospital facilities, improve water and electricity supply, proper staffing of the hospitals, supply enough drugs and reduce cost of the drugs.

- 11 respondents indicated the need to start missing services like maternity at some level three hospitals
- 9 respondents suggested introduction of community awareness programs to prevent diseases and reduce disease burden
- 24 recommended construction of adequate facilities
- 14 recommended the construction of houses for hospital staff
- 10 indicated the need to improve water and electricity supply
- 10 recommended the improvement of roads leading to health centers,
- 37 want proper staffing at level 3 health facilities
- 13 want county government to supply enough drugs
- 9 respondents indicated need to equip laboratories

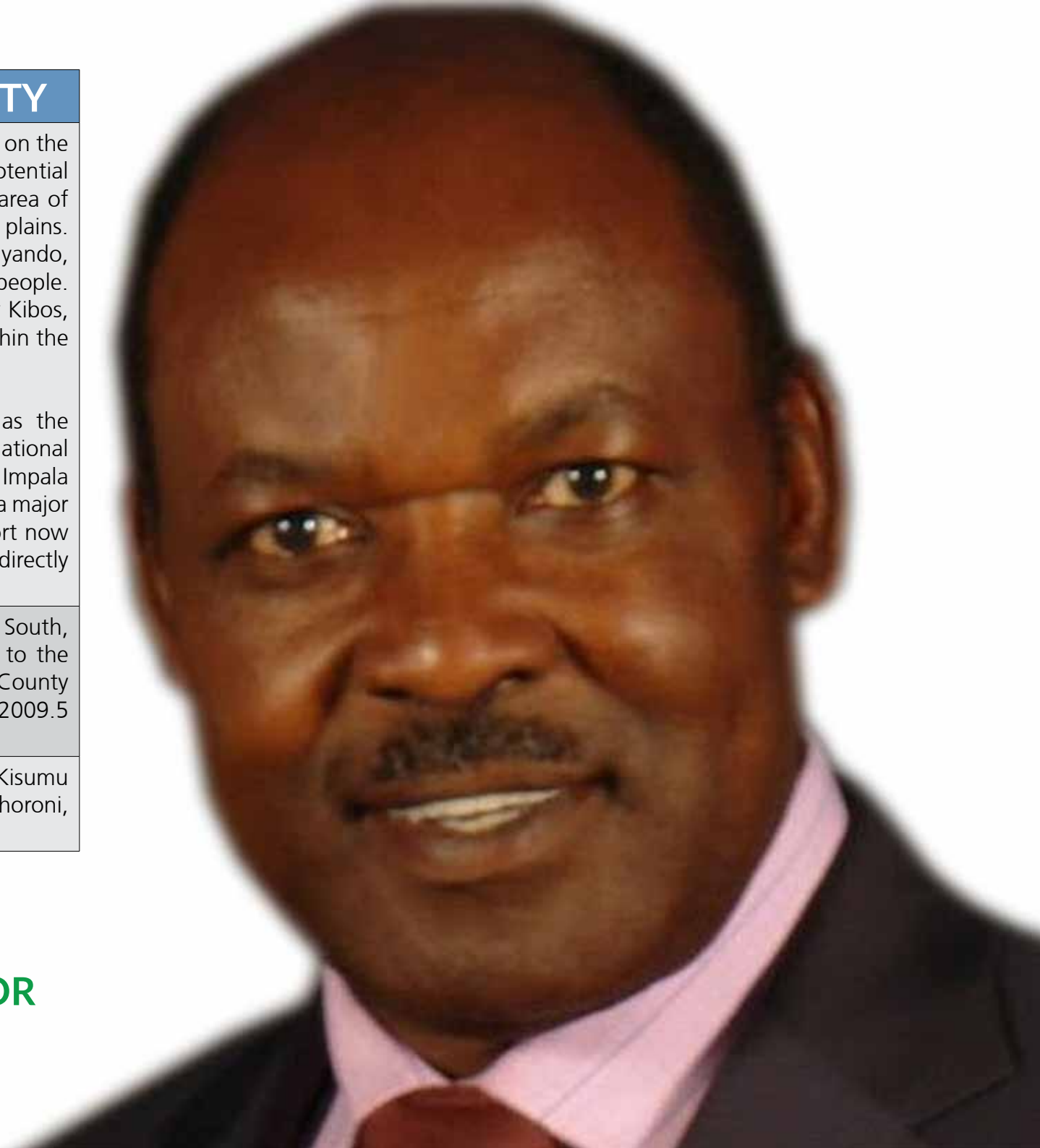
PROFILE OF KISUMU COUNTY

The County has a diverse economic potential. It sits on the shores of Lake Victoria, thus providing it with the potential to be a major fishing spot. Agriculture is another area of potential. Rice is grown under irrigation in the Kano plains. Most of the water for irrigation comes from river Nyando, whose annual floods displace huge numbers of people. Kano plains also hosts sugarcane fields that supply Kibos, Muhoroni and Chemelil sugar factories located within the County.

Kisumu County also has unique features such as the shoreline of Lake Victoria, Kit Mikayi, Ndere Island National park (which hosts an amazing variety of wildlife), Impala Park among others which collectively make Kisumu a major tourist destination. The Kisumu international Airport now has the potential to deliver international tourists directly into the county.

The County is bordered by Homa Bay County to the South, Nandi County to the North East, Kericho County to the East, Vihiga County to the North West and Siaya County to the West. The County covers a total land area of 2009.5 Km² and another 567 Km² covered by water.

Kisumu County has seven constituencies namely; Kisumu West, Kisumu Central, Kisumu East, Seme, Muhoroni, Nyando and Nyakach



KISUMU COUNTY GOVERNOR

HON. JACK RANGUMA

Miwani Dispensary



Sub County
Muhoroni

Activity
Construction of maternity block

Ward
Miwani

Assessment date
23rd September 2015

Total funds awarded
3,500,000

Total funds spent

Unaccounted for funds

Project Classification
Category A

Project Status
Complete and use

Comments
The project was well implemented; good quality materials were used, safety standards were adhered to, exits opening outside. There were provisions for enough ventilation and there was no exposure to harsh weather. The project was constructed in poor soil structure hence the cost is justified.

Lolwe Dispensary



Sub County
Seme

Activity
Construction of Lolwe dispensary block

Ward
Central Seme

Assessment date
7th September 2015

Total funds awarded
6,500,000

Total funds spent

Unaccounted for funds

Project Classification
Category A

Project Status
Complete and not in use

Comments
The project entailed foundation, walling, roofing, plastering, ceiling, painting, fittings, roof catchment and toilet. The project is complete but not in use as medical personnel had not been posted to the facility at the time of assessment.

The workmanship was good and materials used were equally of good quality. The project was also completed within the estimated budget and time. However, the doors and windows did not have permanent ventilation which is against safety standards for buildings and the BQs were not available for verifications.

St. James Malele - Nyamgun Road



Sub County
Seme

Activity
Dozing, grading, culverting and murraming

Ward
East Seme

Assessment date
7th September 2015

Total funds awarded
5,304,176

Total funds spent

Unaccounted for funds

Project Classification
Category A

Project Status
Complete and in use

Comments

The road is complete and in good motorable condition. The road width is standard with properly installed culverts which are in level with the road (not steep) but require cleaning in some areas. The quality of murram used was good and able to withstand the rainy weather without damage.



Nyahera Community Hall



Sub County
Kisumu West

Activity
Construction of community hall

Ward
Kisumu North

Assessment date
8th September 2015

Total funds awarded
4,000,000

Total funds spent

Unaccounted for funds

Project Classification
Category A

Project Status
Complete and not in use

Comments

At the time of assessment, the foundation, walling, suspended slab and ring beam had been completed. Well implemented project so far, good quality quarry stones were used for walling and walling was done well, sufficient openings were provided for ventilation, ribbons were however exposed to harsh weather. Columns and beams were well erected. The work done was well within the estimated cost.



Bar Union – Sidika Road



Sub County
Kisumu West

Activity
Dozing, grading, culverting and murraming

Ward
North

Assessment date
8th September 2015

Total funds awarded
3,105,320

Total funds spent

Unaccounted for funds

Project Classification
Category A

Project Status
Complete and in use

Comments
Murraming was well done using good quality materials, the drainage was well done. The shaping of the road (Road formation, the slope) were to the required standard including safety bumps and the road is an all weather road. The project was implemented within the estimated costs.



Awach - Kano Irrigation Scheme



Sub County
Nyando

Activity
Construction of intake weir (Construction of gabion boxes and filling with stones; construction of weir and off take channel)

Ward
East Kano/Wawidhi

Assessment date
15th September 2015

Total funds awarded
9,038,522

Total funds spent

Unaccounted for funds

Project Classification
Category A

Project Status
Complete and in use

Comments
The project was well implemented within the budget but not within time as it stalled for sometime before completion. Overall, the workmanship is good except for a major horizontal crack on the wall along the outlet. The quality of materials used was good. The project is serving its intended purpose.



World Vision – Gorofa Chafu Road



Sub County
Kisumu Central

Activity
Rehabilitation works – excavations, rock fill in sub-base, construction of kerbs, asphalt laying and cleaning of side drains

Ward
Migosi

Assessment date
23rd September 2015

Total funds awarded
9,000,000

Total funds spent
7,900,000

Unaccounted for funds
1,100,000

Project Classification
Category A

Project Status
Complete and in use

Comments
The road was well rehabilitated with fairly smooth running surface and sufficient edge protrusion. Road kerbs made of concrete, hard core packing and asphalt thickness are to standard. The road width is also to standard with well placed side drains. The bumps are fairly transitional and no road furniture installed. The rehabilitation works were completed within stipulated time and budget thus exhibits commensurate value for money.



Lolwe- Fourems Road



Sub County
Kisumu Central

Activity
Road rehabilitation

Ward
Migosi

Assessment date
23rd September 2015

Total funds awarded
9,980,640

Total funds spent

Unaccounted for funds

Project Classification
Category A

Project Status
Complete and in use

Comments
The works were well executed and the road was in usable condition without any visible defects at the time of assessment. The running surface is well constructed and kerb stones well laid. Drainage works are fairly good. Materials used were of good quality i.e sub-grade (foundation) and asphalt finish. The road is of standard width and culvert well placed bumps are well transitioned though no road furniture installed. The scope of work undertaken was in schedule and on budget and additional works carried hence there is commensurate value for taxpayers money.



Kobura Nyagoto Access Road



Sub County
Nyando

Activity
Opening, culverting,
murraming and grading

Ward
Awasi Onjiko

Assessment date
16th September 2015

Total funds awarded
2,310,256

Total funds spent

Unaccounted for funds

Project Classification
Category A

Project Status
Complete and in use

Comments
This project was well implemented; murraming was well done using good quality materials, culvert used were of the required size and quality ballast and the road wearing course is weather proof. The road is complete and in use

Nyamonge – Landi Masawa Access Road



Sub County
Kisumu East

Activity
Opening, culverting, grading
and gravelling

Ward
Kolwa East

Assessment date
18th September 2015

Total funds awarded
8,261,150

Total funds spent

Unaccounted for funds

Project Classification
Category A

Project Status
Complete and in use

Comments
The works were executed satisfactorily and the road is motorable in all weather conditions. Quality of materials e.g sand and gravel used are of fair quality. The culverts are to standard with head, wing and toe walls well done. The width, thickness of gravel and carriage way back slopes are all to standard. Quality of workmanship is good and there is value for money. There are however sections of the road that require raising, culverts and gabion installation.

Rweya – Okayo Access Road



Sub County
Kisumu East

Activity
Opening, grading, culverting and grading

Ward
Kolwa East

Assessment date
18th September 2015

Total funds awarded
7,199,934

Total funds spent

Unaccounted for funds

Project Classification
Category A

Project Status
Complete and in use

Comments
The road was properly opened, well shaped and sufficiently graded providing a good riding surface during all weather conditions. Materials used on culverts and gravelling were of good quality. Road specifications such as width, thickness of murrum and culvert sizes were standard and the wearing course is all weather proof. There is commensurate value for taxpayers money.

Nyakach Water Supply



Sub County
Nyakach

Activity
Installation of hybrid solar powered water pumps and repair of supply line

Ward
South Nyakach

Assessment date
11th September 2015

Total funds awarded
12,500,000

Total funds spent

Unaccounted for funds

Project Classification
Category A

Project Status
Complete and in use

Comments
The project was complete and in use and no additional funding required. The pumps installed were of highly recommended capacity and the system is operating effectively. High quality pumps were installed and piped network done with standard pipe materials to meet the water demand. There is sufficient space provided for between the pumps which are firmly fixed on the ground. The funds were used to purchase two pumps, mortars and pipes.

Miranga Dispensary



Sub County
Muhoroni

Activity
Renovation of dispensary block

Ward
Miwani

Assessment date
3rd September 2015

Total funds awarded
1,150,000

Total funds spent

Unaccounted for funds

Project Classification
Category B

Project Status
Incomplete and in use

Comments
Good quality ballast was used although the walling was not properly bonded with the initial work which implies poor workmanship. The allocated funds was enough to complete the project including painting which was still pending at the time of assessment. Generally there is no commensurate value for taxpayers money.

Kinasia Dispensary



Sub County
Nyando

Activity
Renovation and fencing (repair of sewer, floor, tiling, painting, roof catchment and chainlink fencing using concrete poles).

Ward
East Kano/Wawidhi

Assessment date
15th September 2015

Total funds awarded
2,600,000

Total funds spent

Unaccounted for funds

Project Classification
Category B

Project Status
Incomplete and in use

Comments
The proposed renovation work was not done properly and exhaustively as envisaged. Overall, the workmanship was poor as the tiles were not grouted, the painting was poorly done and fittings not done satisfactorily. The quality of materials used was also poor as the fitted doors were warping.

Sangoro Hydropower- Ombugu Access Road



Sub County
Nyakach

Activity
Opening of a new road

Ward
West Nyakach

Assessment date
11th September 2015

Total funds awarded
8,000,000

Total funds spent

Unaccounted for funds

Project Classification
Category B

Project Status
Incomplete and not in use

Comments
The road was opened over a steep and winding landscape but not graded and totally un-motorable. The road is too steep making it dangerous to road users. The road drainage is not executed thus the road is wasting away due to soil erosion. The quality of workmanship is poor and the project could achieved more with the allocation as the road is barely 2km approximately costing 1,850,000. Thus there is no commensurate value for money.

Obuolo Youth Polytechnic



Sub County
Kisumu East

Activity
Construction of two classrooms and administration block

Ward
Kajulu

Assessment date
17th September 2015

Total funds awarded
5,000,000

Total funds spent

Unaccounted for funds

Project Classification
Category B

Project Status
Incomplete and not in use

Comments
This is a poorly implemented project. The works have twice been reinstated due to poor workmanship and inferior materials quality. Structure members collapsed and had to be reconstructed. Low quality machine cut blocks were used in walling though room sizes, doors, windows and ventilation were adequately provided for. The project is behind schedule despite adequate budgetary provision. Works are defective and poor workmanship compromising value for money. The project has stalled for over 12 months thus susceptible to damage

Lwala Kadawa Dispensary



Sub County
Seme

Activity
Construction of Maternity wing

Ward
West Seme

Assessment date
8th September 2015

Total funds awarded
7,000,000

Total funds spent

Unaccounted for funds

Project Classification
Category C

Project Status
Ongoing and not in use

Comments
The project was still ongoing at the time of assessment, external plumbing works were ongoing. The workmanship is to the required standard. Vents, doors and windows were done to the required standard. Although the project was implemented within the estimated cost, there were no BQs or drawings for verifications

Lunga Youth Polytechnic



Sub County
Seme

Activity
Construction of Multipurpose Hall

Ward
East Seme

Assessment date
7th September 2015

Total funds awarded
6,000,000

Total funds spent

Unaccounted for funds

Project Classification
Category C

Project Status
Well implemented ongoing project

Comments
The project was well implemented; good quality concrete blocks were used, reinforcement was properly done, adequate ventilation was provided although the implementation process is slow. The project is wide in scope and seems it was under estimated. The project is estimated to cost about 9 million.

Rainbow Dispensary



Sub County
Kisumu West

Activity
Construction of Maternity wing

Ward
Central

Assessment date
8th September 2015

Total funds awarded
8,000,000

Total funds spent

Unaccounted for funds

Project Classification
Category C

Project Status
Ongoing and not in use

Comments
Good quality materials were used; graded ballast, clean middle grained sand and concrete blocks. At the time of assessment, the work was not going on site and the structure was left exposed to harsh environment. The workmanship was however good; there were no defects, blocks were properly laid and ring beam well vibrated with no honey combs. The BQs was not available for comparison.

Ahero Market Ablution Block



Sub County
Nyando

Activity
Construction of abluion block - Foundation, walling, roofing, fitting, ceiling, plastering, painting and plumbing

Ward
Ahero

Assessment date
14th September 2015

Total funds awarded
1,900,000

Total funds spent

Unaccounted for funds

Project Classification
Category C

Project Status
Ongoing and not in use

Comments
The project is ongoing and not in use as there was no septic tank. The quality of workmanship is poor as there are visible cracks on the walls. The quality of materials are fair and the project specifications like doors, ceiling heights and vents meet the required standard.

Oren Dispensary



Sub County
Nyando

Activity
Construction of a dispensary (Foundation, walling, roofing, conduiting and brandering)

Ward
Awasi Onjiko

Assessment date
15th September 2015

Total funds awarded
3,300,000

Total funds spent

Unaccounted for funds

Project Classification
Category C

Project Status
Ongoing and not in use

Comments
So far the project is well implemented except the materials used are of poor quality as they disintegrate when exposed to harsh weather. The window and door sizes were up to the required standard even though vents were yet to be fixed.

Kochieng Dispensary



Sub County
Nyando

Activity
Construction of a dispensary (Foundation, walling, roofing, plastering, fittings, ceiling and fencing)

Ward
Kobura

Assessment date
16th September 2015

Total funds awarded

Total funds spent

Unaccounted for funds

Project Classification
Category C

Project Status
Ongoing and not in use

Comments
This is a well implemented project although its taking too long to complete; construction of the project started in July 2014 and progressed well but stalled at the ring beam level for six months before resuming and is currently progressing well. The workmanship is good and the project is within the budget.

The materials are of standard quality, doors and windows are of standard sizes as well except there are no permanent vents visible. At the time of assessment, the estimated cost was kshs.2,200,000.

Lumumba Health Centre



Sub County
Kisumu Central

Activity
Construction of 32 - bed
general ward block

Ward
Central

Assessment date
19th September 2015

Total funds awarded
11,280,785

Total funds spent

Unaccounted for funds

Project Classification
Category C

Project Status
Incomplete and not in use

Comments
The project is 55% complete. The progress so far is good with appropriate specifications employed in the ongoing works. The structure is sound and stable and good materials were used. Provision for emergency exits envisaged in the structure to meet safety standards.

The budgetary provision is sufficient for 100% completion. Although the actual expenditure could not be established at the time of assessment, value for money is evident.

Arito Langi Dispensary



Sub County
Seme

Activity
Construction of staff
housing

Ward
West Seme

Assessment date
7th September 2015

Total funds awarded
2,128,000

Total funds spent

Unaccounted for funds

Project Classification
Category C

Project Status
Ongoing and in use

Comments
The project is well done and within time. The materials used were of good quality; concrete blocks were used for walling, pre-painted iron sheets were used for roofing, fittings were well done. Safety standards were adhered to as doors open on the outside. However, internal toilet can not be used due to lack of a septic tank.

Orongo Dispensary



Sub County

Kisumu East

Activity

Construction of treatment block at the dispensary

Ward

Kolwa East

Assessment date

18th September 2015

Total funds awarded

2,286,191.80

Total funds spent

Unaccounted for funds

Project Classification

Category C

Project Status

Ongoing and not in use

Comments

A well implemented project exhibiting good workmanship with appropriate choice of materials. Good quality sand and quarry stones were used. Roofing structure done in good quality cypress and sheets. There is adequate provisions for ventilation and safety standards have been embraced.

The walls are firm with firm joints and no cracks visible on the plaster work. Some components of the works such as finishes, ceiling board and paint work pending. Though not complete, the works so far accomplished is evident of good value for money.

Milenye Dispensary



Sub County
Muhoroni

Activity
Construction of maternity block

Ward
Nyangoma Masogo

Assessment date
4th September 2015

Total funds awarded
4,000 000

Total funds spent

Unaccounted for funds

Project Classification
Category D

Project Status
Incomplete and not in use

Comments
The project was implemented using good quality materials;walling was done using concrete blocks,beams were well constructed using standard materials. There were provisions for sufficient ventilation and natural lighting but the project is exposed to harsh weather.

Milenye Dispensary



Sub County
Muhoroni

Activity
Construction of Doctors Residence

Ward
Nyangoma Masogo

Assessment date
4th September 2015

Total funds awarded
2,400,000

Total funds spent

Unaccounted for funds

Project Classification
Category D

Project Status
Incomplete and not in use

Comments
Good quality materials were used;walling was done using concrete and columns were well done. There was sufficient provision for ventilation,However,the project stalled at the ring beam level at the time of assessment. There is need to repair the road leading to the facility as its impassible during raining seasons and requires urgent grading and regular maintenance

Nyangoma Community Hall



Sub County
Muhoroni

Activity
Construction of a community hall.

Ward
Nyangoma Masogo

Assessment date
3rd September 2015

Total funds awarded
3,000,000

Total funds spent

Unaccounted for funds

Project Classification
Category D

Project Status
Incomplete and not in use

Comments
At the time of assessment, only excavation work had been done. There is need to take precaution to prevent damage to the foundation as it was exposed and there were no materials on site for continuity.

Kiboswa Community Hall



Sub County
Kisumu West

Activity
Construction of community hall.

Ward
Kisumu North

Assessment date
7th September 2015

Total funds awarded
3,000,000

Total funds spent

Unaccounted for funds

Project Classification
Category D

Project Status
Incomplete and not in use

Comments
Good quality well dressed walling stones were used, well done columns and beams although column starter bars exposed to corrosion, emergency exit provided. The project seemingly is well implemented but stalled.

Bunde Dispensary



Sub County
Nyando

Activity
Construction of male ward

Ward
Ahero

Assessment date
15th September 2015

Total funds awarded
3,000,000

Total funds spent


Unaccounted for funds

Project Classification
Category D

Project Status
Incomplete and not in use

Comments
The project's implementation pace is very slow thus not within time. Completed activities constitute 60% of the work done at the time of assessment. The workmanship is poor as sections of the walls are not plumb and the ring beam not well vibrated. Some of the materials used like machine cut stones are susceptible to harsh weather. The work was within the estimated cost.

Rae Dispensary



Sub County
Nyakach

Activity
Construction of maternity wing

Ward
North Nyakach

Assessment date
11th September 2015

Total funds awarded
4,000,000

Total funds spent

Unaccounted for funds

Project Classification
Category D

Project Status
Incomplete and not in use

Comments
The project stalled at the ring beam level and the walling material is wearing out due to over-exposure to extreme weather conditions. There is urgent need to complete this project to avoid losses occasioned by continued deterioration. However, room sizes and ventilation structures were adequately provided for. There was good workmanship in the foundation, walls, beams and columns. The project has stagnated so much. The approximated cost of works done at the time of assessment was KES 2,400,000 and more can be achieved with this allocation.

Kianja Youth Polytechnic



Sub County
Kisumu East

Activity
Construction of classroom block and pit latrine

Ward
Kajulu

Assessment date
17th September 2015

Total funds awarded
4,000,000

Total funds spent

Unaccounted for funds

Project Classification
Category D

Project Status
Incomplete and not in use

Comments
The project is well founded with good quality walling and column materials but has been abandoned at a critical stage thus susceptible to deterioration. The project is seriously behind schedule despite sufficient budgetary allocation. A lot more can be achieved if the contract is expedited.

Sango Dispensary



Sub County
Nyakach

Activity
Construction of dispensary block

Ward
West Nyakach

Assessment date
10th September 2015

Total funds awarded
3,500,000

Total funds spent

Unaccounted for funds


Project Classification
Category D

Project Status
Incomplete and not in use

Comments
The works so far executed good workmanship and good choice of materials. Quality of materials used such as sand, ballast, concrete blocks were of good quality. There is adequate provision of doors and windows and ceiling heights are to standard. Safety standards have been adhered to, however the project was abandoned at the wall plate level leaving it exposed to deterioration.

The progress is good but project is behind schedule. There is adequate evidence that the project has stalled and more can be done to achieve value for money. The works should be accelerated to ensure completion.

Kigoche Youth Polytechnic



Sub County
Muhoroni

Activity
Construction of a workshop

Ward
Ombeyi

Assessment date
4th September 2015

Total funds awarded
2,000,000

Total funds spent


Unaccounted for funds

Project Classification
Category E

Project Status
Does not exist

Comments
No activity on site

Koru Youth Polytechnic



Sub County
Muhoroni

Activity
Improvement of Koru Youth Polytechnic

Ward
Koru

Assessment date
2nd September 2015

Total funds awarded

Total funds spent


Unaccounted for funds

Project Classification
Category E

Project Status
Does not exist

Comments
Nothing done at the time of assessment.

Katito Youth Polytechnic



Sub County

Nyakach

Activity

Construction works

Ward

North Nyakach

Assessment date

10th September, 2015

Total funds awarded

2,500,000

Total funds spent

Unaccounted for funds

Project Classification

Category E


Project Status

Does not exist

Comments

This project does not exist

Dago Thim Urudi Water Project



Sub County

Nyakach

Activity

Erection of elevated steel tanks

Ward

Central Nyakach

Assessment date

11th September, 2015

Total funds awarded

1,500,000

Total funds spent

Unaccounted for funds

Project Classification

Category E


Project Status

Does not exist

Comments

This project does not exist

Sondu Market



Sub County
Nyakach

Activity
Landscaping

Ward
South Nyakach

Assessment date
11th September, 2015

Total funds awarded
2,447,984

Total funds spent


Unaccounted for funds

Project Classification
Category E

Project Status
Does not exist

Comments
This project does not exist

Solar Works at Pap Onditi



Sub County
Nyakach

Activity
Solar security light installation

Ward
Central Nyakach

Assessment date
11th September, 2015

Total funds awarded
3,000,000

Total funds spent


Unaccounted for funds

Project Classification
Category E

Project Status
Does not exist

Comments
This project does not exist

Kusa Youth Polytechnic



Sub County

Nyakach

Activity

Construction of Workshop

Ward

West Nyakach

Assessment date

10th September, 2015

Total funds awarded

2,000,000

Total funds spent

Unaccounted for funds

Project Classification

Category E

Project Status

Does not exist

Comments

This project does not exist



**National Taxpayers
Association**
pesa zetu, haki yetu

HEAD OFFICE

National Taxpayers Association (NTA)
Riara Gardens, Off Riara Road | Adjacent to Makini School
P. O. Box 4037 - 00506, Nyayo Stadium, Nairobi, Kenya
TeleFax: 254-20-3861813/4 | Cell Phone: 254-701-946557
Email: admin@nta.or.ke | Website: www.nta.or.ke

Nairobi Regional Office

Riara Gardens, Off Riara Road
Adjacent to Makini School
P.O. Box 4037 - 00506 Nairobi
Cell Phone: 254-701-946556
Email: nairobi@nta.or.ke

Eastern Regional Office

Town Plaza, 3rd Floor, Ngei Road
P.O. Box 2046 90100 Machakos
Cell Phone: 254-701-946547
Email: eastern@nta.or.ke

Rift Valley Regional Office

Meadows Hse, 1st Floor, Room 106
Opposite Sirikwa Hotel
P.O. Box 4956-301 00 Eldoret
Cell Phone: 254-701-946543
Email: riftvalley@nta.or.ke

Western Regional Office

Kakamoni Plaza, 1st Floor
Above Post Bank,
Canon Awori Street
Cell Phone: 254-701-946551
Email: western@nta.or.ke

Central Regional Office

Nyeri Teachers Plaza, 1st Floor,
Room 10
P.O. Box 576 - 10100 Nyeri
Cell Phone: 254-701-946544
Email: central@nta.or.ke

Coast Regional Office

Kanderbhoy Building
Nkurumah Road, 1st Floor, Suite 14,
Opp Co-Op Bank
P.O. Box 98860 Mombasa
Cell Phone: 254-701-946548
Email: coast@nta.or.ke

North Eastern Regional Office

Riara Gardens, Off Riara Road
Adjacent to Makini School
P.O.Box4037-00506 Nairobi
Cell Phone: 254-701-447448
Email: northeastern@nta.or.ke

Nyanza Regional Office

Nakumatt Mega City, Mezzanine Floor
Nairobi Road
P.O. Box 204-40123 Kisumu
Cell Phone: 254-701-946550
Email: nyanza@nta.or.ke



Supported by:



MINISTRY FOR FOREIGN
AFFAIRS OF FINLAND