



# BUSIA COUNTY

## CITIZENS REPORT CARD





# CONTENTS

|     |  |    |
|-----|--|----|
| 1.0 | About NTA  | 2  |
| 2.0 | About the Report   | 3  |
| 3.0 | Research Methodology   | 4  |
|     | DevelopmentCheck at a glance   | 5  |
|     | Perception survey on health service delivery                         | 8  |
|     | Profile of Busia County  | 15 |
| 5.0 | County Project summary tables, project profiles and digital pictures | 16 |
|     | Annex 1: Project Assessment Interview Sheet                          |    |
|     | Annex 2: Correspondence with Fund Managers                           | 36 |



The findings expressed herein are those of the NTA and do not necessarily reflect the views of our partners.

© National Taxpayers Association  
October, 2015

## 1.0 About NTA

- The NTA is a national, independent, non-partisan organization focused on promoting good governance in Kenya.
- Since 2006, the NTA has been implementing programmes focused on citizen demand for accountability through monitoring of the quality of public service delivery and the management of devolved funds. It has achieved this through the development of social accountability tools (Citizen Report Cards), civic awareness, citizen capacity building, partnerships with government agencies, service providers, private sector, civil society and community action groups.
- NTA is fully independent of government; however, it is committed to working with the government to improve service delivery and the management of devolved funds.
- **Our Vision:** An accountable, citizen-responsive government delivering quality services to all.
- **Our Mission:** To promote accountable, effective and efficient collection and utilization of public resources through citizen empowerment, enhancing public service delivery and partnership building.
- NTA has a governing council of 12 prominent civil society and religious organizations and eight active regional coordination offices covering the entire country that effectively support and enable operations at regional and Sub County level.
- NTA employs professional experienced staff with minimum university degree in the relevant field of operation. The team has enabled NTA to establish itself as an authority in field of governance and advocacy for transparency and accountability.
- NTA has established Sub County level structures where activities of the organization are shaped, managed and implemented by citizens through the Constituency Monitoring Committees (CMCs). This has significantly improved NTA reach and enhanced demand for accountability at grass roots level.
- NTA has established a call centre in Western region in partnership with Provincial Commissioner, Western Province to improve the quality of government services for all citizens living in western province.
- The NTA is also conducting Sector Public Expenditure Reviews to identify areas where services can be improved to benefit all Kenyans.
- NTA has conducted research and provided information to Kenyans through its Citizen Report Cards (CRCs), scooping studies, public forums and civic education through the media to present issues of how devolved funds are being used and their impact on development in constituencies in a user-friendly, simple, and accessible manner.
- NTA has produced Constituency Development Fund (CDF) Citizens Report Cards (CRCs) in over 140 constituencies and Local Authority Transfer Fund (LATF) CRCs in 21 local authorities.
- Baseline Scoping studies and report cards have also been produced for key public services like Health, Education, Registration Services, Rural Roads, Post Budget analysis and Security to enhance demand for accountability and potential for public action.
- NTA is implementing a public primary school report card nationwide in partnership with the Ministry of Education that seeks to bring parental involvement back to the management of public primary schools.

“ The NTA is a national, independent, nonpartisan organisation focused on promoting good governance in Kenya through citizen empowerment, enhancing public service delivery and partnership building.



## 2.0 About the Project

With the support of GIZ and the Finnish Embassy, NTA is implementing a project in Kisumu, Nyeri, Busia, Kwale and Kitui whose goal is to promote good governance, transparency and accountability at the sub-national level through effective citizen participation, oversight in monitoring the management of devolved funds and Public service delivery.

There is need for citizens to effectively monitor resources allocated to projects at the sub national level in line with Article 174 which states that the objects of the devolution of government are: (a) to promote democratic and accountable exercise of power; (b) to foster national unity by recognizing diversity; and (c) to give powers of self-governance to the people and enhance the participation of the people in the exercise of the powers of the State and in making decisions affecting them. In order for citizens to effectively engage government in monitoring, there is need for effective tools that citizens can then use to demand accountability at the sub national level, hence the NTA citizens report card (CRCs). The citizens' report card serves three important and interrelated purposes, that is; a source of information for citizens, a tool for citizens to hold the government officers and political leaders accountable, and documenting development process at the local level.

The Goal of the project is promote good governance, transparency and accountability at the sub-national level through effective citizen participation, oversight in monitoring the management of devolved funds and Public service delivery.

The project is aimed at achieving the following specific objectives;-

- i. To establish partnerships with institutions at national and sub national for information sharing and redress mechanisms
- ii. To enhance the capacity of citizens to effectively monitor the

management of public funds

- iii. To monitor implementation of public projects through development, production and dissemination of citizen report cards

- Dissemination of the report through public forums aimed at citizens to engage with services providers and managers of devolved funds in a question and answer sessions on the use of devolved resources and service delivery.

### NTA will achieve these through;

1. Forging and sustaining partnerships and seeking alliances at both sub national and national level.
2. Development and dissemination of citizens report card to provide information to citizens, a tool for citizens to hold the government officers and political leaders' accountable.
3. Enhancing local level redress mechanisms aimed at resolving issues related to project implementation to reduce wastage of public funds to enhance services delivery.

### Purpose of the project

- Forging and sustaining partnerships and seeking alliances at both sub national and national level.
- Building the capacity of local level community structures; the county Accountability Network (CANs) members for effective monitoring. Quantity surveyors/Engineers are used for technical assessment of construction type projects. NTA has adopted the use of mobile application (Development check in motoring). In addition,NTA contacted perception survey on service delivery focusing on Health.
- Local level consultative meetings between County Government officials and key stakeholders like oversight institutions,CSOs,private sector,Faith best organizations among others at sub national level. The meeting will provide an opportunity to discuss the report and make firm commitments in addressing any issues on misappropriation, abuse of office and provide clear time lines on when the issues will be addressed and by whom.

## 3.0 Research Methodology

### 3.1 Sustainable Partnerships

NTA held meetings to forge and sustain partnerships and to seek alliances at both national and sub national level. At the county level, NTA held several meetings with the County Executives to agree on modalities of collaboration and to get Secondary Data Collection. At the national level, NTA has established a working relationship with the oversight institutions.

### 3.2 Training and Data collection.

This involved the training of the county Accountability Network (CANs) members for effective monitoring. Quantity surveyors/Engineers were used for technical assessment of construction type projects. NTA has adopted the use of mobile application (Development check in motoring). In addition, NTA contacted perception survey on service delivery focusing on Health.

At each project site they:

- i. Interviewed intended citizen beneficiaries and the people in charge around the project
- ii. Took digital photographs of the project;
- iii. The engineer undertook a technical assessment of all the project using a structured Project Technical Assessment Form

### 3.3 NTA project categorization

#### Category A Projects – Well implemented, completed projects

This category is for projects that scored above 50% by the engineer during the technical assessment and were found to be well built; with good value for money (i.e. the budget spent is commensurate to the project delivered).

#### Category B Projects – Badly implemented, complete and incomplete projects

This category is for projects, which had scored less than 50% on the Technical Assessment Form, and were found to be poorly constructed with no value for money, and/or with budgets much larger than what is actually delivered.

#### Category C Projects – Well implemented, incomplete projects

This category is for projects, which had scored above 50% on the Technical Assessment Form, and the projects were well implemented but ongoing, i.e. Money had been used to build a structure of good quality, but the construction is incomplete.

#### Category D Projects - Abandoned Projects

This category is for incomplete projects and which did not receive financial allocation in the subsequent Financial Year.

#### Category E Projects – Ghost projects

This category is for projects which had been officially allocated funds but the project did not physically exist at the time of study i.e. It is a ghost project.

#### Category F Projects – Reallocated Funds

This category is for projects that were not implemented for the reason that the funds were reallocated to other projects.

#### Category G Projects - Delayed implementation

The project is officially allocated funds but the implementation has not started and funds are in still in the Account.

### 3.4 Comments and Review of draft reports

NTA held a local level consultative meeting between County Government officials and key stakeholders like oversight institutions, CSOs, private sector, Faith based organizations among others at sub national level. The meeting provided an opportunity to discuss the report and make firm commitments in addressing any issues on misappropriation, abuse of office and provide clear time lines on when the issues will be addressed and by whom. The stakeholders at the County level are meant to form a committee for continues engagement with the services delivery in resolving issues concerning the management of public resources.

### 3.5 Dissemination.

Dissemination of the report through public forums aimed at citizens to engage with services providers and managers of devolved funds in a question and answer sessions on the use of devolved resources and service delivery.



#### **NTA Vision:**

An accountable, citizen-responsive government delivering quality services to all.

#### **NTA Mission:**

To promote accountable, effective and efficient collection and utilization of public resources through citizen empowerment, enhancing public service delivery and partnership building.

# DEVELOPMENT CHECK

## At a Glance

### THE NEED

The National Taxpayers Association (NTA) uses the Citizens' Report Card (CRC's) to monitor management of devolved funds for better government service delivery and infrastructure development to promote transparency and accountability. NTA facilitates the Constituency Monitoring Committees (CMC's) and County Accountability Networks (CAN's) to produce CRCs which are used by the citizens as tools for demanding accountability. The DevelopmentCheck application, hence, becomes a powerful tool for integrating ICT in NTA's work for effective management of CDF funds.

### THE CHALLENGE

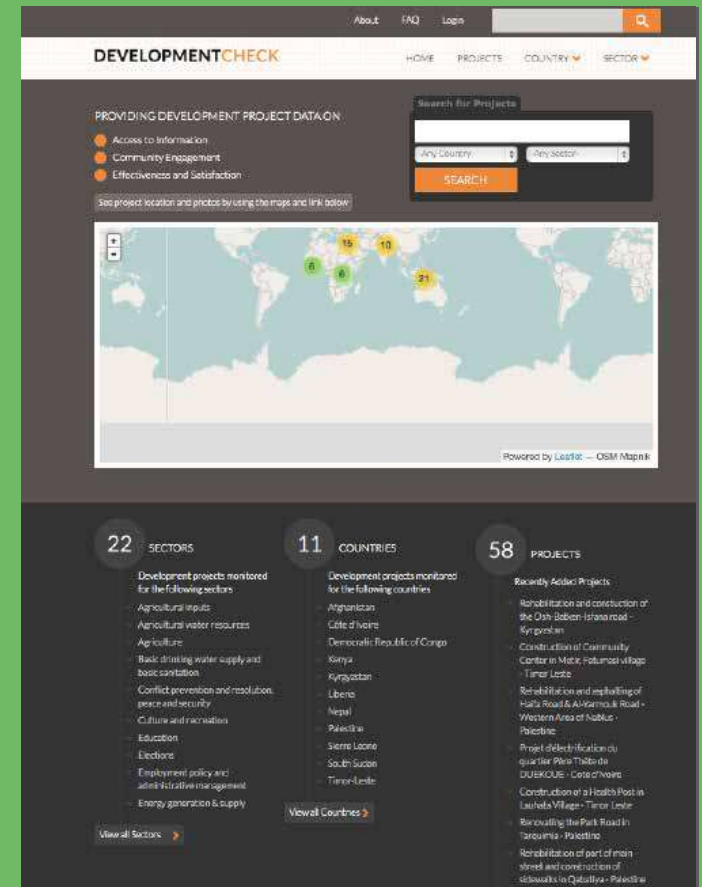
Aid and government funds for development projects are often lost due to fraud, corruption and mismanagement, thereby affecting development outcomes. These losses show the need for greater accountability and effectiveness of development projects.

### THE RESPONSE

DevelopmentCheck is a user driven and solution oriented online tool for citizen feedback on the transparency, participation and effectiveness of development projects. Integrity Action developed the tool in partnership with their country partners and Young Innovations, developers in Nepal and practitioners in the field of Open Data and the International Aid Transparency Initiative (IATI).

### HOW IT WORKS

Integrity Action and NTA trains CMC's and CAN's in Community Integrity Building (CIB) approach so they can effectively monitor development projects in their communities. The community identifies priority development projects to monitor and then collects data on these through project site visits, beneficiary surveys (rapid assessment questionnaire), information requests and photos.





They enter the data for each project monitored into a questionnaire on DevelopmentCheck. They can also upload project documents such as the bill of quantity or contract if available, as well as photos or videos.

Once data is uploaded online, NTA conducts an internal verification and review of the information by engaging the relevant stakeholders i.e. Member of Parliament (MP) and Constituency Development Fund Committee (CDFC) and then a moderator, currently Integrity Action staff, verifies and publishes the information through DevelopmentCheck. As some projects are monitored over a long period of time data may be entered from more than one site visit.

The NTA shares the findings with the community, government and contractors. Through constructive engagement with these key stakeholders, they can fix problems and improve development projects. The percentage of problems resolved is called the 'fix-rate' and it is used to track the progress.

## THE RESULTS

DevelopmentCheck helps to close the loop on problems in project Ongoing. Through constructive engagement with key stakeholders 30%-50% of identified problems in critical infrastructure and services can be resolved to the communities satisfaction. DevelopmentCheck also enables cross-country comparison and collective advocacy. In other words, this data provides evidence to generate pressure for improved services and projects.

The screenshot shows the DevelopmentCheck monitoring interface. It has three main tabs: INTEGRITY INDICATORS, MEDIA, and DOCUMENTS. The 'INTEGRITY INDICATORS' tab is active, showing monitoring information as of 2013-09-13. The interface is divided into three main sections: ACCESS TO INFORMATION, COMMUNITY ENGAGEMENT, and PROJECT EFFECTIVENESS. Each section contains questions with corresponding colored circles indicating the monitoring results. A legend on the right explains the colored circles: No (red X), Partial (orange circle), and Yes (green checkmark). The legend also includes a text box explaining that the colored circles show the monitoring results and community feedback on the project in three areas: Access to information, Community Engagement, and Effectiveness.

| Section               | Question   | Result                  |
|-----------------------|--|-------------------------|
| ACCESS TO INFORMATION | Could the community access the project documents?<br>Documents that were available > | Partial (orange circle) |
|                       | Was the community consulted in the project design?                                   | No (red X)              |
| COMMUNITY ENGAGEMENT  | Was the community involved in project implementation?                                | No (red X)              |
|                       | Was the community satisfied with the project delivery?                               | Yes (green checkmark)   |

**PROJECT EFFECTIVENESS**

Problem Identification and Resolution.

No problems were identified with the delivery of this project during the project monitoring period.

Was the community satisfied with the project delivery? Yes (green checkmark)

**Legend:**

- No (red X)
- Partial (orange circle)
- Yes (green checkmark)

The coloured circles show the monitoring results and community feedback on the project in three areas:

- Access to information - whether the communities can access key project information such as budget or plans.
- Community Engagement - whether communities are involved in the project design and/or implementation.
- Effectiveness - whether the project is effective, complies with established standards and the communities are satisfied.

<http://www.developmentcheck.org>

# PERCEPTION SURVEY ON HEALTH SERVICE DELIVERY

## 1.0 INTRODUCTION

This study was done to capture the citizens' perception of changes in the health services in the counties. The study was done in 5 counties; Kisumu, Kwale, Busia, Kitui and Nyeri. The study targeted individuals who use level three health facilities in the selected counties

## 1.1 STUDY METHODOLOGY

This study was carried out in 5 counties selected from among the 47 counties in Kenya. In each of the 5 counties, level three hospitals were selected as per the sub counties. For each level 3 hospitals identified, a total of 6-10 respondents were chosen through simple random sampling. From all the five counties, a total of 60 respondents were interviewed. The study questionnaires were edited for errors and entered into SPSS for quick analysis of data. Descriptive statistics were used to capture the general trends and to generate summary descriptive data that gives a picture of how things are in the select counties. The data is presented in this report using tables, graphs and charts.

## 2.0 THE FINDINGS

### 2.1. Change in Maternity Services

There are differences in terms of how respondents in the different counties view changes in maternity over the last one year. Considering individual counties, the rating whether maternity services had improved or not across the counties is presented in Figure 1.

Generally, maternity services seem to have improved in most counties across the country. Considering the 5 select counties, maternity services at level 3 hospitals, as per the respondents, have improved the most in Kitui, followed by Kwale, then Nyeri, Busia and then Kisumu. In Kisumu County, 50 out of 60 respondents argued that the services had remained the same.

Table 1: Explanation of Changes in Maternity Services across the County

| Explain Change in Maternity                          | County    |           |           |           |           | Total      |
|--|-----------|-----------|-----------|-----------|-----------|------------|
|  | Kwale     | Kisumu    | Kitui     | Busia     | Nyeri     |            |
| Environment is friendly and welcoming                | 16        | 0         | 1         | 8         | 10        | 35         |
| Services are poor and inadequate                     | 0         | 0         | 0         | 5         | 0         | 5          |
| Free of Charge                                       | 26        | 4         | 25        | 18        | 0         | 73         |
| Wards are small and shared                           | 0         | 0         | 6         | 4         | 0         | 10         |
| Nurses are harsh and unhelpful                       | 8         | 8         | 2         | 4         | 0         | 22         |
| Operates only during the day                         | 2         | 0         | 1         | 0         | 0         | 3          |
| Patients Attended to Promptly                        | 0         | 0         | 14        | 0         | 0         | 14         |
| Enough Personnel                                     | 4         | 0         | 0         | 0         | 10        | 14         |
| Maternity Ward expanded and well equipped            | 0         | 0         | 2         | 0         | 0         | 2          |
| Has highly skilled nurses                            | 4         | 0         | 0         | 2         | 3         | 9          |
| Inadequate maternity staff                           | 0         | 0         | 0         | 5         | 3         | 8          |
| No Great Change                                      | 0         | 14        | 0         | 3         | 6         | 23         |
| The service was not available in the past but now is | 0         | 0         | 9         | 4         | 14        | 27         |
| Services are good                                    | 0         | 0         | 0         | 7         | 8         | 15         |
| No Maternity Services                                | 0         | 34        | 0         | 0         | 6         | 40         |
| <b>Total</b>   | <b>60</b> | <b>60</b> | <b>60</b> | <b>60</b> | <b>60</b> | <b>300</b> |

Source: Field Data (2015)

As the table shows, 35 respondents, out of 300, indicated that maternity services in the Ward are offered in a friendly and welcoming environment. Out of the 35, 16 were from Kwale, 1 from Kitui, 8 from Busia and 10 From Nyeri. Seventy three respondents indicate the services had improved because they were free; out of the 73, 26 were from Kwale, 4 from Kisumu, 25 from Kitui and 18 from Busia. A total of 40 respondents indicated that maternity services were same or worse due to lack of maternity services. Out of the 40, a total of 34 were from Kisumu which explains why maternity services scored very low in terms

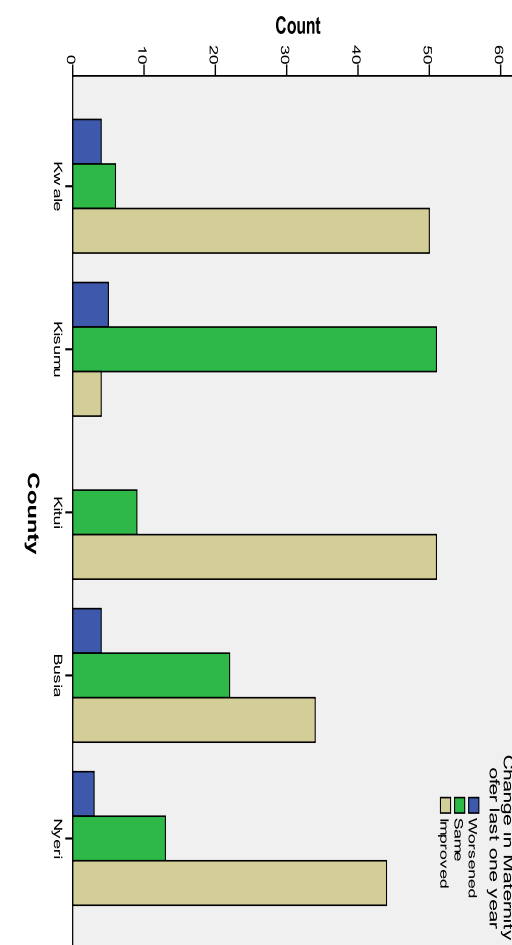
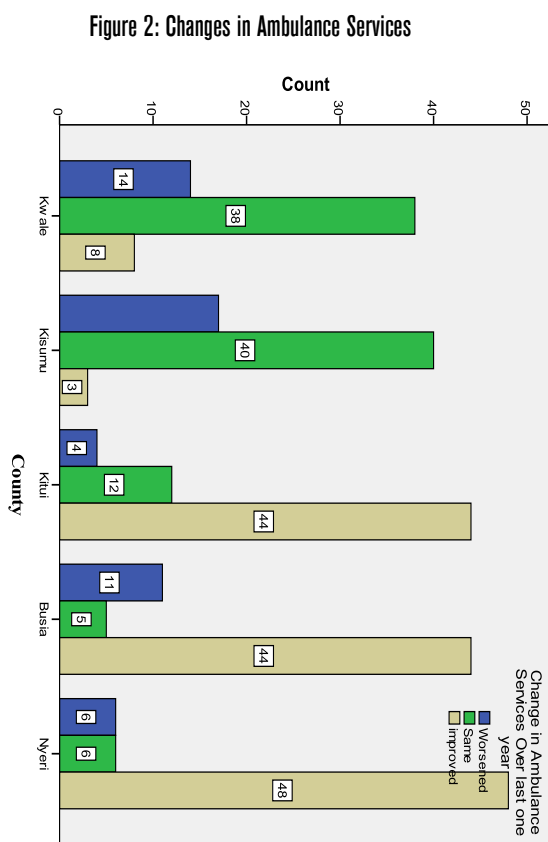


Figure 1: Maternity Services Ratings across the Counties

of improvement in the County. Additionally, out of 23 that indicated that no great change had been noticed in the maternity services, 14 were from Kisumu. All the 5 that indicated that services offered are poor and inadequate were from Busia County.

## 2.2 Change in Ambulance Services

The ratings of ambulance services in the 5 counties are as captured in figure 2.



Source: Field Data (2015)

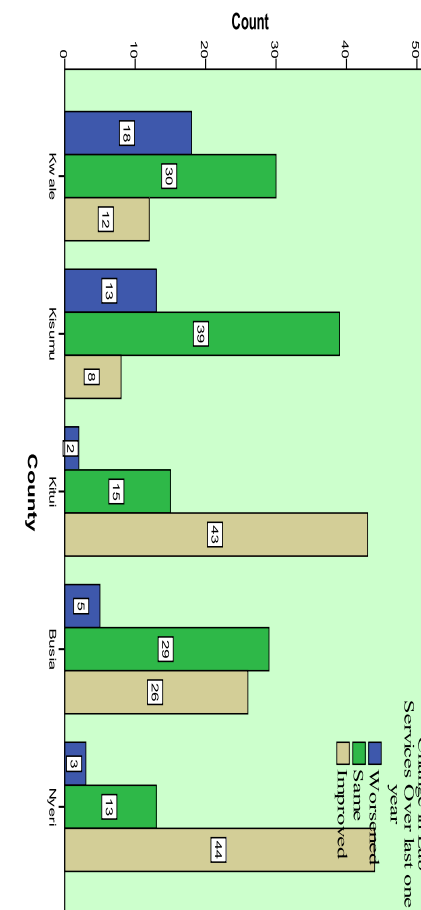
Data presented in figure 2 shows that as per respondents ratings, ambulance services at level 3 hospitals had improved most in Nyeri, followed by Busia and Kitui, then Kwale while Kisumu had least improvement in Ambulance Services.

**Table 2: Explanation of Ratings on Change in Ambulance Services**

| Explain Change in Ambulance Services                 | County    |           |           |           |           | Total      |
|--|-----------|-----------|-----------|-----------|-----------|------------|
|  | Kwale     | Kisumu    | Kitui     | Busia     | Nyeri     |            |
| Ambulance available at health centre                 | 2         | 3         | 38        | 20        | 17        | 80         |
| Old Ambulance frequently breaks down                 | 4         | 0         | 0         | 0         | 0         | 4          |
| Less Costly  | 0         | 0         | 0         | 2         | 4         | 6          |
| Not aware of what is used                            | 0         | 0         | 0         | 1         | 3         | 4          |
| Most critical patients still rely on Taxi and Matatu | 0         | 0         | 0         | 3         | 3         | 6          |
| No ambulance available at health facility            | 14        | 56        | 16        | 8         | 17        | 111        |
| Available but at a cost                              | 16        | 1         | 6         | 10        | 0         | 33         |
| Takes a long time to respond                         | 10        | 0         | 0         | 0         | 3         | 13         |
| Responds quickly when needed                         | 0         | 0         | 0         | 16        | 13        | 29         |
| Inadequate number of Ambulances available            | 14        | 0         | 0         | 0         | 0         | 14         |
| <b>Total</b>   | <b>60</b> | <b>60</b> | <b>60</b> | <b>60</b> | <b>60</b> | <b>300</b> |

## 2.3 Ratings of Laboratory Services the Counties

**Figure 3: Changes in Laboratory Service in the Counties**



Source: Field Data (2015)

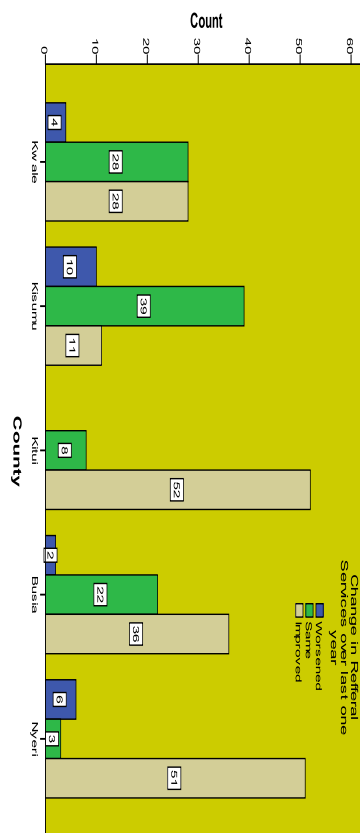
As shown in figure 3, Laboratory services at level 3 hospitals are most improved in Nyeri, followed by Kitui, then Busia, Kwale and Kisumu. Kwale has more people who think the service has worsened when compared with others while Kisumu has more people who think the services have remained the same compared to the other counties.

**Table 3: Explanation for Ratings of Laboratory Services across the Counties**

| Explain Change in Lab Services                        | County    |           |           |           |           | Total      |
|---|-----------|-----------|-----------|-----------|-----------|------------|
|   | Kwale     | Kisumu    | Kitui     | Busia     | Nyeri     |            |
| Better Services offered promptly                      | 2         | 0         | 15        | 2         | 7         | 26         |
| Lab services that used not to be available introduced | 0         | 0         | 5         | 0         | 0         | 5          |
| Lab services are not available                        | 0         | 16        | 0         | 0         | 0         | 16         |
| The services are high tech                            | 0         | 0         | 0         | 2         | 5         | 7          |
| Proper tests are done                                 | 8         | 8         | 22        | 22        | 19        | 79         |
| Even with county governments we still pay             | 2         | 0         | 2         | 0         | 9         | 13         |
| Nurses in the Labs are friendly                       | 0         | 0         | 0         | 0         | 6         | 6          |
| Inadequate Lab staff, Reagents and Equipment          | 40        | 36        | 15        | 34        | 11        | 136        |
| Labs are properly arranged and clean                  | 2         | 0         | 1         | 0         | 3         | 6          |
| Poor services offered                                 | 6         | 0         | 0         | 0         | 0         | 6          |
| <b>Total</b>  | <b>60</b> | <b>60</b> | <b>60</b> | <b>60</b> | <b>60</b> | <b>300</b> |

## 2.4. Change in Referral Services across the Counties

**Figure 4: Changes in Referral Services across the Counties**



Referral services at level three hospitals were rated highly, as having improved, in Kitui, followed by Nyeri, then Busia, followed by Kwale and then Kisumu. In two counties, Nyeri and Kitui, there is near consensus that referral services have improved. In Busia, a majority of respondents agree that referral services have improved.

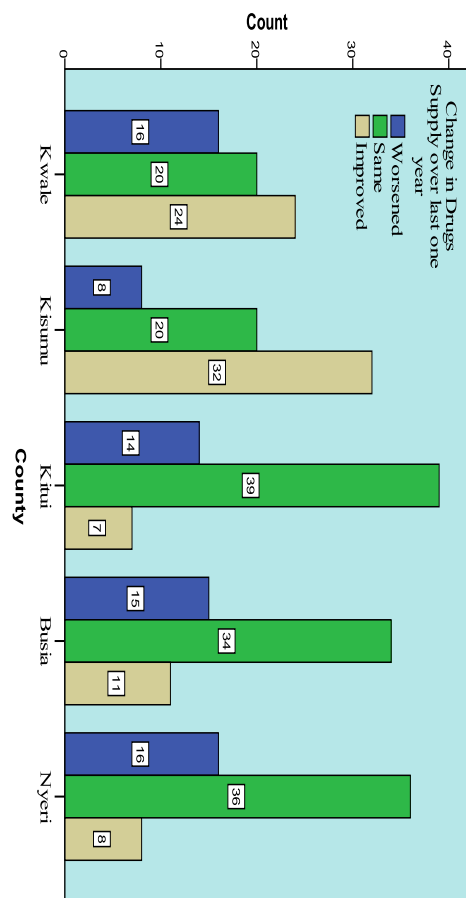
In Kwale, those who said services have improved equal those who thought there was no change, the services have remained the same. In Kisumu, 10 respondents think the services have worsened, 11 think the services have improved while the majority (39) think the services have not changed.

**Table 4: Explanation for Ratings of Referral Services across the Counties**

| Explain Change in Referral Services                                    | County    |           |           |           |           | Total      |
|--|-----------|-----------|-----------|-----------|-----------|------------|
|  | Kwale     | Kisumu    | Kitui     | Busia     | Nyeri     |            |
| Urgent cases are promptly taken to nearest referral hospital           | 24        | 50        | 25        | 26        | 30        | 155        |
| Without money there is no assistance                                   | 8         | 0         | 0         | 5         | 7         | 20         |
| Referred critically ill patients use Matatu to travel                  | 4         | 7         | 0         | 4         | 3         | 18         |
| Patients have to decide themselves and seek medical help elsewhere     | 6         | 3         | 7         | 2         | 3         | 21         |
| Ambulance Available and nurses accompany hospital to referral hospital | 4         | 0         | 28        | 8         | 17        | 57         |
| Referral Procedures not clear, patients often use their own discretion | 4         | 0         | 0         | 9         | 0         | 13         |
| Response of Doctors at Referral hospitals is slow and poor             | 6         | 0         | 0         | 2         | 0         | 8          |
| Necessary equipment in case of emergency lacking                       | 40        | 36        | 15        | 34        | 11        | 136        |
| <b>Total</b>   | <b>60</b> | <b>60</b> | <b>60</b> | <b>60</b> | <b>60</b> | <b>300</b> |

## 2.5. Change in Pharmaceutical Services across the Counties

Figure 5: Changes in Pharmaceutical Services across the Counties



Considering supply of medicines, Kisumu county leads given the number of respondents who think the service has improved, followed by Kwale, Busia, Nyeri and then Kitui.

Table 5: Explanation for Ratings of Referral Services across the Counties

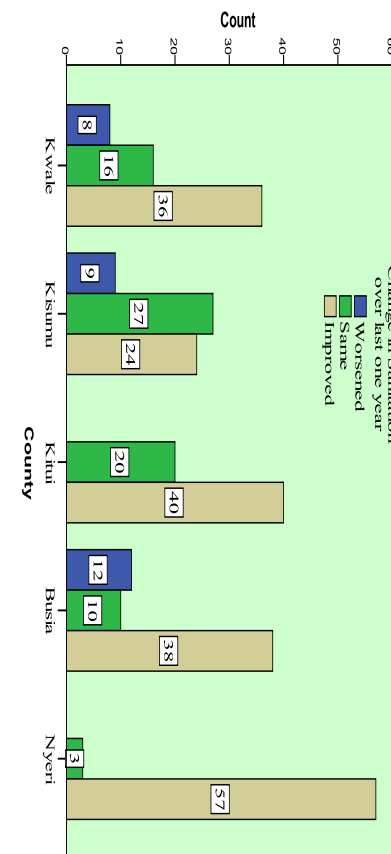
| Explain Change in Drug Supply Services           | County    |           |           |           |           | Total      |
|--|-----------|-----------|-----------|-----------|-----------|------------|
|  | Kwale     | Kisumu    | Kitui     | Busia     | Nyeri     |            |
| All drugs come at a cost                         | 2         | 1         | 11        | 2         | 5         | 21         |
| The drugs are available most of the times        | 20        | 29        | 5         | 19        | 18        | 91         |
| Drugs not always available                       | 32        | 22        | 41        | 37        | 37        | 169        |
| Long queues by patients waiting for drugs        | 6         | 0         | 1         | 2         | 0         | 9          |
| Availability of drugs has significantly improved | 0         | 8         | 2         | 0         | 0         | 10         |
| <b>Total</b>                                     | <b>60</b> | <b>60</b> | <b>60</b> | <b>60</b> | <b>60</b> | <b>300</b> |

Kisumu and Kwale had more positive ratings of drug supply in health centers. As data in table 9 shows, many people in Kitui (11) indicated that all drugs in their health centers come at a cost. Generally, many respondents had issues with supply of drugs in hospitals. Many, (32 for Kwale, 22 for Kisumu, 41 for Kisumu, 37 for Busia, 37 for Nyeri) indicated that drugs are not always available in the health centers and they are referred to private chemists that offer the drugs at exorbitant prices.

## 2.6. Change in Sanitation Levels across the Counties

Sanitation levels received high ratings across all the counties. However, the highest number of respondents who believed the sanitation had improved was from Nyeri, followed by Kitui, then Busia, Kwale and finally Kisumu.

Figure 6: Changes in sanitation Levels at Health Centers across the counties



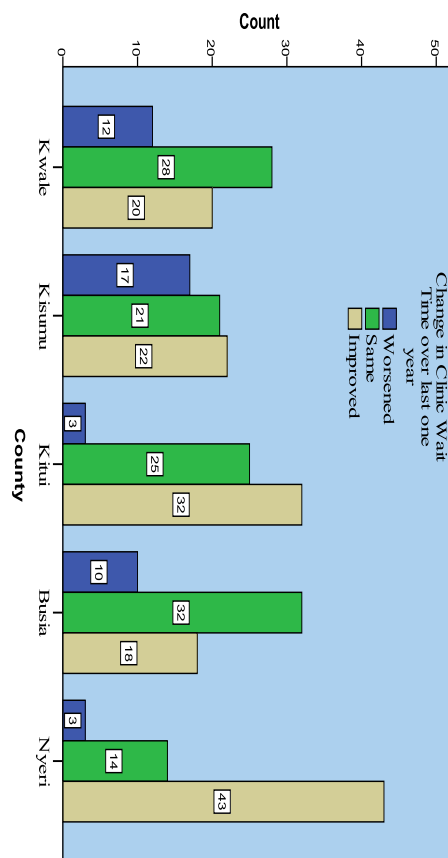


**Table 6: Explanations for Ratings of Changes in Sanitation Level**

| Explain Change in Sanitation Services             | County    |           |           |           |           | Total      |
|---|-----------|-----------|-----------|-----------|-----------|------------|
|   | Kwale     | Kisumu    | Kitui     | Busia     | Nyeri     |            |
| Health Facility and compound is always clean      | 26        | 23        | 17        | 31        | 38        | 135        |
| New toilets and Dustbins available                | 6         | 4         | 23        | 4         | 0         | 37         |
| Very dirty especially during weekends             | 0         | 0         | 0         | 5         | 0         | 5          |
| Sewers are broken                                 | 6         | 0         | 0         | 0         | 0         | 6          |
| Inadequate Cleaning Staff                         | 4         | 0         | 0         | 0         | 0         | 4          |
| Not Regularly Cleaned                             | 0         | 7         | 20        | 0         | 0         | 27         |
| Wards are very clean                              | 2         | 0         | 0         | 2         | 1         | 5          |
| Very Clean even Mortuary                          | 0         | 0         | 0         | 0         | 6         | 6          |
| There is regular clean up of the hospital         | 6         | 0         | 0         | 0         | 9         | 15         |
| Facility clean but always closed                  | 0         | 0         | 0         | 0         | 6         | 6          |
| Rooms not tidy while toilets are filthy           | 10        | 4         | 0         | 9         | 0         | 23         |
| More Latrines required at the hospital            | 0         | 0         | 0         | 2         | 0         | 2          |
| Not optimal, some areas are filthy                | 0         | 22        | 0         | 6         | 0         | 28         |
| There is better water supply in the health centre | 0         | 0         | 0         | 1         | 0         | 1          |
| <b>Total</b>                                      | <b>60</b> | <b>60</b> | <b>60</b> | <b>60</b> | <b>60</b> | <b>300</b> |

## 2.7 Changes in Clinic Waiting Time across the Counties

**Figure 7: Change in Clinic Wait Time across Counties**



Considering clinic wait times, Nyeri had best ratings followed by Kitui then Kisumu, Kwale and Busia.

**Table 7: Explanations for Changes in Clinic Waiting Time across the Counties**

| Explain Change in Clinic Waiting Time             | County    |           |           |           |           | Total      |
|---|-----------|-----------|-----------|-----------|-----------|------------|
|   | Kwale     | Kisumu    | Kitui     | Busia     | Nyeri     |            |
| Staff Increased and available all day             | 2         | 0         | 0         | 13        | 15        | 30         |
| depends on number of patients on a given day      | 8         | 31        | 2         | 7         | 25        | 73         |
| Patients don't take much time waiting as before   | 0         | 0         | 0         | 0         | 6         | 6          |
| Inadequate Health Personnel                       | 16        | 8         | 13        | 15        | 3         | 55         |
| As long as you arrive early you get quick service | 16        | 8         | 2         | 8         | 3         | 37         |
| Medical Staff still delay in the work             | 10        | 4         | 0         | 15        | 8         | 37         |
| Long Waits due to many patients                   | 8         | 9         | 12        | 2         | 0         | 31         |
| No Waiting  | 0         | 0         | 31        | 0         | 0         | 31         |
| <b>Total</b>                                      | <b>60</b> | <b>60</b> | <b>60</b> | <b>60</b> | <b>60</b> | <b>300</b> |

## 2.8 Changes in Staffing Levels across the Counties

Going by the views of the respondents, staffing levels have improved the most in Kitui, followed by Nyeri, Kisumu, Busia and Kwale in decreasing order.

Figure 8: Changes in Staffing Levels across the 5 Select Counties

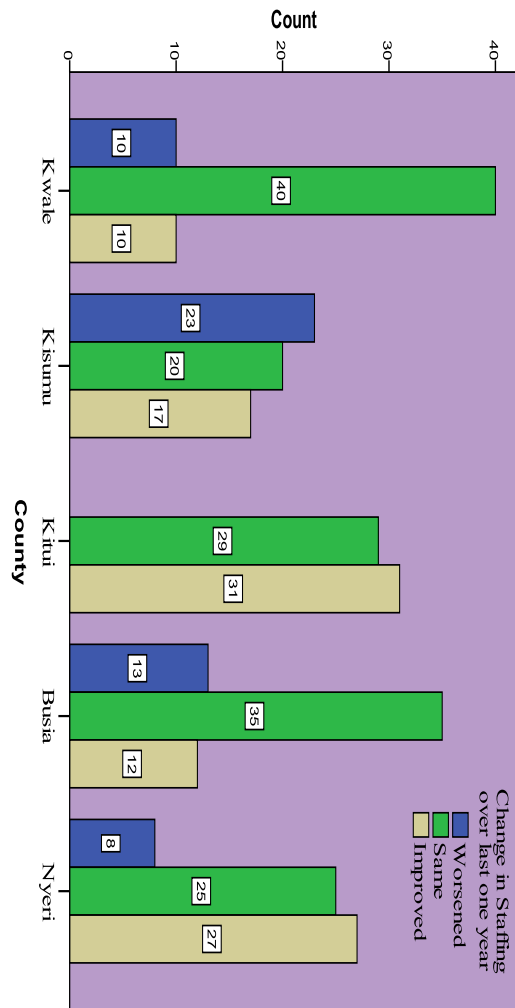
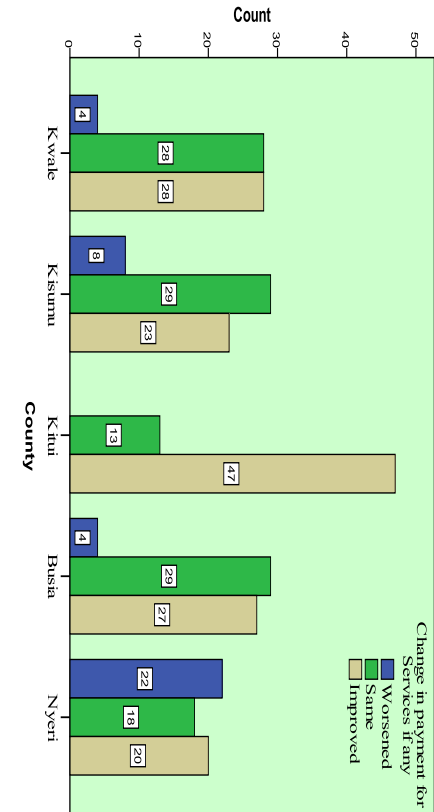


Table 8: Explanation for Changes in Staffing Across the Counties

| Explain Change in Staffing                                  | County    |           |           |           |           | Total      |
|---|-----------|-----------|-----------|-----------|-----------|------------|
|   | Kwale     | Kisumu    | Kitui     | Busia     | Nyeri     |            |
| Additional staff hired, better than Before                  | 10        | 17        | 16        | 4         | 7         | 54         |
| Health personnel few, always late or not reporting for duty | 2         | 9         | 0         | 2         | 8         | 21         |
| There are three clinical officers per consultancy room      | 0         | 0         | 0         | 0         | 3         | 3          |
| Staff transferred instead of adding                         | 0         | 0         | 0         | 0         | 2         | 2          |
| More staff needed   | 48        | 34        | 29        | 54        | 40        | 205        |
| Available staff look happy and organized                    | 0         | 0         | 15        | 0         | 0         | 15         |
| <b>Total</b>  | <b>60</b> | <b>60</b> | <b>60</b> | <b>60</b> | <b>60</b> | <b>300</b> |

## 2.9. Changes in Payments across the Counties

Figure 9: Changes in Payments



Payments have improved the most in Kitui, followed by Kwale, Busia, Kisumu and then Nyeri. It seems that Nyeri County is not performing well with regard to payments unlike in the other areas. The county had a very high number of people who thought that payment services at level three hospitals in the county had worsened.

**Table 9: Explanations for Ratings on Change in Payment Services in County**

| Pay Change Explanation   | County    |           |           |           |           | Total      |
|--|-----------|-----------|-----------|-----------|-----------|------------|
|  | Kwale     | Kisumu    | Kitui     | Busia     | Nyeri     |            |
| Payments remain the same as it used to be with national government | 24        | 26        | 5         | 18        | 5         | 78         |
| Very expensive because patients pay for every service              | 2         | 6         | 2         | 0         | 10        | 20         |
| Most services are almost free                                      | 30        | 28        | 42        | 37        | 45        | 182        |
| Ampath's revolving fund has made payment affordable                | 0         | 0         | 0         | 5         | 0         | 5          |
| Un-receipted payments  | 4         | 0         | 9         | 0         | 0         | 13         |
| Long queues at payments  | 0         | 0         | 2         | 0         | 0         | 2          |
| <b>Total</b>   | <b>60</b> | <b>60</b> | <b>60</b> | <b>60</b> | <b>60</b> | <b>300</b> |

### 3.0 RECOMMENDATIONS FOR BUSIA COUNTY

All the respondents were asked to offer 3 suggestions on how to improve health in the county governments. The suggestions that received most mentions across the counties are the need for an effective ambulance service, the need to improve, innovate or add hospital facilities, improve water and electricity supply, proper staffing of the hospitals, supply enough drugs and reduce cost of the drugs.

- 22 respondents indicated that effective ambulance services are needed
- 9 indicated that adequate facilities need to be availed
- 9 respondents recommended that the county government should hire enough subordinate staff for sanitation and grounds work
- 38 respondents urged that county government should employ more health workers per health centre
- 40 respondents recommended supply of enough drugs per health centre

## PROFILE OF BUSIA COUNTY

Busia County in the former Western Province is the gateway to Kenya from the neighbouring Uganda, with two border crossing points at Busia and Malaba towns.

The county that spans 1,695 sq km borders Uganda to the north, north-east and west, Lake Victoria to south west, Siaya to the south and south-east and Kakamega and Bungoma to the east.

Busia County consists of seven sub-counties, namely; Budalangi, Matayos, Nambale, Funyula, Teso North, Teso and Butula.

The main economic activities are subsistence farming and fishing.

**BUSIA COUNTY GOVERNOR**

HON. SOSPETER OJAAMONG



## Street Lights - Busia Town



**Sub County**  
Matayos / Teso South

**Activity**  
Installation of solar street lights - Phase 1

**Ward**  
Burumba

**Assessment date**  
1/9/2015

**Total funds awarded**  
Kshs. 25,218,840

**Total funds spent**

**Unaccounted for funds**

**Project Category**  
Category A

**Project Status**  
Ongoing and in use

**Comments**  
This project was ongoing at the time of assessment, however, the project cost was inflated by about Kshs.s. 5,000,000.

## Mayenje Water Project



**Sub County**  
Matayos

**Activity**  
Pipe laying and metering

**Ward**  
Mayenje

**Assessment date**  
1/9/2015

**Total funds awarded**  
Kshs. 625,000

**Total funds spent**

**Unaccounted for funds**

**Project Category**  
Category A

**Project Status**  
Complete and in use

**Comments**  
This project was well implemented; it is complete and water is running in taps in homes. The amount of money awarded was within the estimated cost.



## St. James Osia Primary School



**Sub County**  
Teso North

**Activity**  
Construction of 1 No. ECD classroom

**Ward**  
Malaba

**Assessment date**  
31/08/2015

**Total funds awarded**  
Kshs. 921,730

**Total funds spent**

**Unaccounted for funds**

**Project Category**  
Category A

**Project Status**  
Complete and not use

**Comments**  
The project was well done to completion with fascia board fitted and paintwork done. Good quality materials were used on the project and the workmanship was excellent.

The project meets specifications and safety standards were upheld. The project was implemented within time and budget.



## Malaba Town Street Lights



**Sub County**  
Teso North

**Activity**  
Solar street lights installation

**Ward**  
Malaba Central

**Assessment date**  
31/08/2015

**Total funds awarded**  
Kshs.s. 19,817,520

**Total funds spent**

**Unaccounted for funds**

**Project Category**  
Category A

**Project Status**  
Complete and in use

**Comments**  
A total of 1.6 km of road is covered by solar street lights in Malaba town. The project was well implemented to completion and has value for taxpayers' money.

## Bunyala Catchment Conservation



**Sub County**  
Bunyala

**Activity**  
Opening Sidoko canal -  
8km long

**Ward**  
Bunyala South

**Assessment date**  
14/9/2015

**Total funds awarded**  
Kshs. 544,000

**Total funds spent**

**Unaccounted for funds**

**Project Category**  
Category A

**Project Status**  
Complete and in use

**Comments**  
This is a well implemented project; the project is complete with an 8 km, 8 metres wide canal opened. The project exhibits good workmanship and was implemented within time and budget.

## Kisoko Market Solar Lights



**Sub County**  
Nambale

**Activity**  
Installation of solar street  
lights at 4 lighting points

**Ward**  
Kisoko

**Assessment date**  
3/09/2015

**Total funds awarded**  
Kshs. 1,200,000

**Total funds spent**

**Unaccounted for funds**

**Project Category**  
Category A

**Project Status**  
Complete and in use

**Comments**  
Even though good quality materials were used and good workmanship displayed, the project cost was inflated. The project is complete and in use.



## Akhabi Road



**Sub County**  
Nambale

**Activity**  
Rehabilitation of road 1.4 km long

**Ward**  
Nambale Township

**Assessment date**  
3/09/2015

**Total funds awarded**  
Kshs. 3,650,000

**Total funds spent**

**Unaccounted for funds**  
Kshs. 2,200,000

**Project Category**  
Category A

**Project Status**  
Complete and in use

**Comments**  
Although the work was well done, the cost of this project was inflated.

## Busijo Primary School



**Sub County**  
Funyula

**Activity**  
Construction of one ECD classroom

**Ward**  
Bwiri

**Assessment date**  
7/09/2015

**Total funds awarded**  
Kshs. 955,710

**Total funds spent**

**Unaccounted for funds**

**Project Category**  
Category A

**Project Status**  
Complete and in use

**Comments**  
The project was well implemented and its near completion with only paint work yet to be done.

## Nasira ACK Primary School



**Sub County**  
Matayos

**Activity**  
Construction of one ECD classroom

**Ward**  
Busibwabo

**Assessment date**  
1/9/2015

**Total funds awarded**  
Kshs. 904,765

**Total funds spent**

**Unaccounted for funds**

**Project Category**  
Category B

**Project Status**  
Ongoing and not in use

**Comments**  
The project was not well implemented; poor quality timber was used for roofing. Additionally, the size of the room does not meet the standard specifications and the assessment revealed poor workmanship on finishes. Therefore, the project has no commensurate value for taxpayers money.



## Catholic - Bumakunda Road



**Sub County**  
Matayos

**Activity**  
Road opening and murraming

**Ward**  
Busibwabo

**Assessment date**  
1/9/2015

**Total funds awarded**  
Kshs. 8,000,000

**Total funds spent**

**Unaccounted for funds**  
Kshs. 5,000,000

**Project Category**  
Category B

**Project Status**  
Incomplete and not in use

**Comments**  
This project was badly implemented; the grading and the drainage of the road was poorly done, no culverts and murraming. At the time of assessment, the amount spent was higher than the estimated costs.



## Busibula Primary School



**Sub County**  
Butula

**Activity**  
Construction of one ECD classroom

**Ward**  
Marachi West

**Assessment date**  
15/09/2015

**Total funds awarded**  
Kshs. 950,000

**Total funds spent**

**Unaccounted for funds**

**Project Category**  
Category B

**Project Status**  
Ongoing and not in use

**Comments**  
The project is incomplete and not in use. The project was poorly implemented; poor quality materials were used coupled with poor workmanship that has resulted in numerous cracks on the floor.

The project does not have commensurate value for taxpayers' money.

## Ikonzo River Catchment



**Sub County**  
Butula

**Activity**  
Conservation of Ikonzo river catchment

**Ward**  
Kingandole

**Assessment date**  
15/09/2015

**Total funds awarded**  
Kshs. 564,087

**Total funds spent**

**Unaccounted for funds**  
Kshs. 450,000

**Project Category**  
Category B

**Project Status**  
Incomplete /abandoned and in use

**Comments**  
The project was poorly implemented; trees were planted during the dry spell and not watered hence only a few trees survived. There is no commensurate value for taxpayers' money.



## Sikoma Primary School



**Sub County**  
Butula

**Activity**  
Construction of one ECD classroom

**Ward**  
Marachi Central

**Assessment date**  
15/09/2015

**Total funds awarded**  
Kshs. 869,900

**Total funds spent**

**Unaccounted for funds**

**Project Category**  
Category B

**Project Status**  
Incomplete /abandoned and not in use

**Comments**  
At the time of assessment, this project was incomplete and not yet in use. It is a poorly implemented project; the bricks used were of poor quality, the room size is small and the roof timber were exposed to adverse weather conditions.

The workmanship is poor on walling and the floor slab. The project was not implemented on time either hence there is no commensurate value for taxpayers' money.

## Nango Elukhari Box Culvert



**Sub County**  
Butula

**Activity**  
Construction of Nango box culvert

**Ward**  
Marachi East

**Assessment date**  
15/09/2015

**Total funds awarded**  
Kshs. 3,906,741

**Total funds spent**

**Unaccounted for funds**  
Kshs. 2,700,000

**Project Category**  
Category B

**Project Status**  
Ongoing and in use

**Comments**  
The project was poorly implemented; the assessment revealed poor workmanship; the ramp is too steep but well finished. The bridge is too narrow about 2.5m and impassable during rainy season and the cost was inflated; about Kshs. 2,700,000 is unaccounted for.



## Namasali Primary School



**Sub County**  
Funyula

**Activity**  
Construction of 1 No. ECD classroom

**Ward**  
Agenga Nanguba

**Assessment date**  
7/09/2015

**Total funds awarded**  
Kshs. 938,167.40

**Total funds spent**

**Unaccounted for funds**


**Project Category**  
Category B

**Project Status**  
Complete and in use

**Comments**  
The project was well implemented; good quality materials were used, the workmanship is good, the specifications were as per the required standards.

The amount of money awarded to the project is within cost estimates and the project implementation was within time save for paintwork that was not done yet.

## Kidera Primary School



**Sub County**  
Teso south

**Activity**  
Construction of 1 No. ECD classroom

**Ward**  
Amukura East

**Assessment date**  
7/09/2015

**Total funds awarded**  
Kshs. 867,082.60

**Total funds spent**

**Unaccounted for funds**

**Project Category**  
Category B

**Project Status**  
Ongoing and not in use

**Comments**  
Generally this is a well implemented project, although paint work is not done, safety standards were adhered to and no part of the building is exposed to harsh weather conditions.

The building was put up using good quality materials and the workmanship is good. The project was implemented within time and the amount spend was within cost estimates.



## Sidelewa Primary School



**Sub County**  
Teso south

**Activity**  
Construction of one ECD classroom

**Ward**  
Amukura Central

**Assessment date**  
2/9/2015

**Total funds awarded**  
Kshs.s. 896,082.60

**Total funds spent**

**Unaccounted for funds**

**Project Category**  
Category B

**Project Status**  
Ongoing and in use

**Comments**  
This is a badly implemented project; the assessment revealed poor workmanship and use of poor quality materials. There is no commensurate value for taxpayers' money.

## Apegei Water Project



**Sub County**  
Teso South

**Activity**  
Drilling of borehole

**Ward**  
Apegei

**Assessment date**  
2/9/2015

**Total funds awarded**  
Kshs.s. 2,900,555.90

**Total funds spent**

**Unaccounted for funds**

**Project Category**  
Category B

**Project Status**  
Complete and in use

**Comments**  
The project is complete with concrete rings and an afriden hand pump installed. The project was badly implemented though; drilling of borehole changed to a hand dug well and the water is available in the well for only 3 hours a day.

The issue of land ownership was not addressed and the project costs were inflated about 6 times hence there is no commensurate value for taxpayers money.

## Marenga Fish Filleting



**Sub County**  
Bunyala

**Activity**  
Construction of a fish  
filleting plant

**Ward**  
Bunyala West

**Assessment date**  
14/9/2015

**Total funds awarded**  
Kshs.s. 9,704,078.60

**Total funds spent**

**Unaccounted for funds**  
Kshs.s. 4,000,000

**Project Category**  
Category B

**Project Status**  
Ongoing and not in use

**Comments**  
This is a badly implemented ongoing project; poor workmanship especially walling. The dressed stones are of poor quality and the straight vertical joints in masonry walling were not done properly. The amount awarded was higher than the estimated project cost.



## Kemodo Water Project



**Sub County**  
Teso South

**Activity**  
Construction of one water  
kiosk

**Ward**  
Chakol South

**Assessment date**  
2/9/2015

**Total funds awarded**  
Kshs.s. 934,605

**Total funds spent**

**Unaccounted for funds**

**Project Category**  
Category B

**Project Status**  
Incomplete/abandoned and  
not in use

**Comments**  
The project was badly implemented; poor quality of materials used as well as the general poor workmanship. The project budget was inflated.



## Busia County Referral Hospital



**Sub County**  
Matayos

**Activity**  
Construction of maternity / newborn unit

**Ward**  
Burumba

**Assessment date**  
1/9/2015

**Total funds awarded**  
Kshs. 44,412,467

**Total funds spent**

**Unaccounted for funds**

**Project Category**  
Category C

**Project Status**  
Ongoing and not in use

**Comments**  
This is a well implemented ongoing project; good quality materials and good workmanship is evident in the completed phases.

Proper project specifications and safety standards were adhered to and the work done so far is within time and budget. The amount of money awarded to the project are within the estimates.

## Busia County Referral Hospital



**Sub County**  
Matayos

**Activity**  
Accident and emergency unit

**Ward**  
Burumba

**Assessment date**  
1/9/2015

**Total funds awarded**  
Kshs. 52,737,929

**Total funds spent**

**Unaccounted for funds**

**Project Category**  
Category C

**Project Status**  
Ongoing and not in use

**Comments**  
At the time of assessment, the work was in progress; the construction was approaching the wall plate level. Good quality materials and good workmanship was evident in the project. Additionally, safety standards and specifications were well upheld. The project was implemented within time and budget. The amount of money awarded for the four floors storeyed building is within estimated cost.

## Kongurakol Primary School



**Sub County**  
Teso North

**Activity**  
Construction of one classroom

**Ward**  
Angurai North

**Assessment date**  
31/08/2015

**Total funds awarded**  
Kshs. 950,000

**Total funds spent**

**Unaccounted for funds**

**Project Category**  
Category C

**Project Status**  
Ongoing and in use

**Comments**  
The project was well implemented; good quality materials were used so far and the specifications adhered to. A ramp was provided on the classroom with door opening outward as per specifications.

There is evidence of timber preserved and good workmanship as seen on finishes. The pending work include fascia board, window glass panes and paintwork.

## Kocholia Sub county Hospital



**Sub County**  
Teso North

**Activity**  
Construction of wards

**Ward**  
Malaba Central

**Assessment date**  
31/08/2015

**Total funds awarded**  
Kshs. 16,495,756.80

**Total funds spent**

**Unaccounted for funds**  
Kshs. 5,600,000

**Project Category**  
Category C

**Project Status**  
Ongoing and not in use

**Comments**  
The project is ongoing with paintwork and decorations in progress. The project has so far been well implemented; good quality materials were used with a display of good workmanship.

However, the amount awarded is higher (inflated) than estimated project cost



## Kocholia - Malaba water project



**Sub County**  
Teso North

**Activity**  
Rehabilitation of water project

**Ward**  
Malaba Central

**Assessment date**  
31/08/2015

**Total funds awarded**  
Kshs. 2,142,619

**Total funds spent**

**Unaccounted for funds**

**Project Category**  
Category C

**Project Status**  
Ongoing and in use

**Comments**  
So far the project is well implemented; good quality materials were used, good workmanship is evident on the work and the project was implemented within the estimated cost even though it is still ongoing.

However, there was no documentation on site for verification.

## Malaba Dispensary



**Sub County**  
Teso North

**Activity**  
Maternity ward and laboratory construction

**Ward**  
Malaba Central

**Assessment date**  
31/08/2015

**Total funds awarded**  
Kshs. 18,133,280.90

**Total funds spent**

**Unaccounted for funds**  
Kshs. 6,500,000

**Project Category**  
Category C

**Project Status**  
Ongoing and not in use

**Comments**  
The project was ongoing and not yet in use. The project was well implemented; good quality materials and workmanship.

Additionally, specifications and safety standards were upheld. However, the amount awarded to the project was higher than the estimated project cost.

## Malaba Township Primary



**Sub County**  
Teso North

**Activity**  
Construction of one ECD classroom

**Ward**  
Malaba central

**Assessment date**  
31/08/2015

**Total funds awarded**  
Kshs.s. 950,000

**Total funds spent**

**Unaccounted for funds**

**Project Category**  
Category C

**Project Status**  
Ongoing and in use

**Comments**  
Although this project was ongoing, it was already in use. The project though was not well implemented; the timber was poorly selected, with poor workmanship on finishes.

The safety standards were however adhered to. Amount awarded was within the estimated cost.



## Sio Port Sub county Hospital



**Sub County**  
Funyula

**Activity**  
Construction MCH

**Ward**  
Bwiri

**Assessment date**  
7/09/2015

**Total funds awarded**  
Kshs. 34,229,813

**Total funds spent**

**Unaccounted for funds**  
Kshs. 22,000,000

**Project Category**  
Category C

**Project Status**  
Ongoing and not in use

**Comments**  
This is an ongoing project and good quality materials are being used in addition to good workmanship. The amount awarded is however above the estimated project cost by Kshs 22,000,000.





## Musoma Primary School



**Sub County**  
Butula

**Activity**  
Construction of one ECD classroom

**Ward**  
Kingandole

**Assessment date**  
15/09/2015

**Total funds awarded**  
Kshs. 950,000

**Total funds spent**

**Unaccounted for funds**

**Project Category**  
Category C

**Project Status**  
Ongoing and not in use

**Comments**  
The project was well implemented; roofing was done using 175 - Box profile sheets, the steel casement windows are glazed. The specifications were adhered to (Room size, ceiling height, door and protected from extreme weather conditions).

The entire project exhibits good workmanship. The amount awarded was within estimated project cost and thus the project has value for tax payers' money.

## Kisoko Community Water Project



**Sub County**  
Nambale

**Activity**  
Elevated steel water tower with 10,000 ltr Roto storage tank

**Ward**  
Nasewa

**Assessment date**  
3/09/2015

**Total funds awarded**  
Kshs. 571,200

**Total funds spent**

**Unaccounted for funds**

**Project Category**  
Category C

**Project Status**  
Ongoing and not in use

**Comments**  
The project was well implemented; there was generally good workmanship and the project was still ongoing and not in use.

The awarded amount of money is within project estimated costs.

## Lugale Primary School



**Sub County**  
Bunyala

**Activity**  
Construction of one ECD classroom

**Ward**  
Bunyala South

**Assessment date**  
14/9/2015

**Total funds awarded**  
Kshs. 1,865,410

**Total funds spent**

**Unaccounted for funds**

**Project Category**  
Category C

**Project Status**  
Ongoing and in use

**Comments**  
The project was well implemented and is complete save for paintwork, which is yet to be done. Good quality materials were used and the workmanship is fairly good. Safety standards were adhered to; the door opens outwards although no ramp was constructed. The cost of the project was within the estimated costs.



## Airstrip Primary School



**Sub County**  
Teso South

**Activity**  
Construction of one ECD classroom

**Ward**  
Angrom

**Assessment date**  
2/9/2015

**Total funds awarded**  
Kshs.s. 950,000

**Total funds spent**

**Unaccounted for funds**

**Project Category**  
Category C

**Project Status**  
Ongoing and in use

**Comments**  
The project was well implemented; good quality materials were used as specified, safety standards were adhered to, there was no exposure to harsh weather conditions, the workmanship is good and the project was implemented within budget and time.





## Sibembe Primary School



**Sub County**  
Nambale

**Activity**  
Construction of one ECD classroom

**Ward**  
Bukhayo central

**Assessment date**  
3/09/2015

**Total funds awarded**  
Kshs. 849,292.80

**Total funds spent**

**Unaccounted for funds**

**Project Category**  
Category C

**Project Status**  
Ongoing and not in use

**Comments**  
The project was well implemented; good quality materials were used with good workmanship and the specifications were adhered to. The safety standards were taken into account and the project done within time and budget.

## Malanga Dispensary



**Sub County**  
Nambale

**Activity**  
Construction of laboratory and maternity ward

**Ward**  
Bukhayo Central

**Assessment date**  
3/09/2015

**Total funds awarded**  
Kshs. 17,131,668.80

**Total funds spent**

**Unaccounted for funds**  
Kshs. 6,000,000

**Project Category**  
Category C

**Project Status**  
Ongoing and not in use

**Comments**  
The project was well implemented; good workmanship was evident, good quality materials were used and the implementation adherence to specifications.

However, the tender amount was inflated.

## Nambale Health Centre



**Sub County**  
Nambale

**Activity**  
Construction of theatre and ward blocks

**Ward**  
Township

**Assessment date**  
3/09/2015

**Total funds awarded**  
Kshs. 26,630,607.20

**Total funds spent**

**Unaccounted for funds**  
Kshs. 9,500,000

**Project Category**  
Category C

**Project Status**  
Ongoing and not in use

**Comments**  
The work was well done during the implementation of this project; good quality materials were used and proper workmanship. The specifications and the safety standards were adhered to.

However, the cost of the project was inflated..

## Nakhasiko Primary School



**Sub County**  
Funyula

**Activity**  
Construction of one ECD classroom

**Ward**  
Nangina

**Assessment date**  
7/09/2015

**Total funds awarded**  
Kshs. 950,000

**Total funds spent**

**Unaccounted for funds**

**Project Category**  
Category C

**Project Status**  
Ongoing and in use

**Comments**  
The project was well implemented; good quality materials and good workmanship. The project did not fully adhere to the standard specifications, though the ramp is in place, the doors do not open outwards as per the standard requirements.

The project was Implemented within time and the amount awarded was within the cost estimates.



## Mukhwayo Water Project



**Sub County**  
Funyula

**Activity**  
Drilling borehole, elevated water tower, power and piping 2km

**Ward**  
Agenza Nanguba

**Assessment date**  
7/09/2015

**Total funds awarded**  
Kshs. 1,270,080

**Total funds spent**

**Unaccounted for funds**

**Project Category**  
Category C

**Project Status**  
Ongoing and not in use

**Comments**  
This is a well implemented ongoing project; the amount awarded was within the estimates, good quality materials and good workmanship was evident during the assessment of the project.



## Namuduru Dispensary



**Sub County**  
Funyula

**Activity**  
Laboratory and maternity construction

**Ward**  
Bwiri

**Assessment date**  
7/09/2015

**Total funds awarded**  
Kshs. 18,685,862

**Total funds spent**

**Unaccounted for funds**  
Kshs. 5,500,000

**Project Category**  
Category C

**Project Status**  
Ongoing and not in use

**Comments**  
Even though the work was well done on this project, the amount awarded was higher than the estimated cost. Good quality materials were used and the workmanship is satisfactory.

Additionally, the safety standards and specifications were upheld.



## Obekai Dispensary



**Sub County**  
Teso South

**Activity**  
Construction of ward and maternity wing

**Ward**  
Amukura Central

**Assessment date**  
2/9/2015

**Total funds awarded**  
Kshs. 18,685,862.80

**Total funds spent**

**Unaccounted for funds**  
Kshs. 7,000,000

**Project Category**  
Category C

**Project Status**  
Ongoing and not in use

**Comments**  
The project was well implemented; good quality materials were used and the workmanship is good. However, the tender amount was inflated.

## Olepito Water Project



**Sub County**  
Teso south

**Activity**  
Elevated water tank, 1 No. water kiosk and 1 No. power house

**Ward**  
Chakol South

**Assessment date**  
2/9/2015

**Total funds awarded**  
Kshs. 1,797,184

**Total funds spent**

**Unaccounted for funds**

**Project Category**  
Category C

**Project Status**  
Ongoing and not in use

**Comments**  
The project is well implemented; good quality materials were used and workmanship is good.



## Nanzomi Primary School



**Sub County**  
Bunyala

**Activity**  
Construction of one ECD classroom

**Ward**  
Bunyala Central

**Assessment date**  
14/9/2015

**Total funds awarded**  
Kshs. 1,800,000

**Total funds spent**

**Unaccounted for funds**

**Project Category**  
Category C

**Project Status**  
Ongoing and in use

**Comments**  
This project is still ongoing but already in use (only paintwork is not done). The project was however badly implemented; poor quality of materials were used and poor workmanship. The project was implemented within time and was within the estimated cost.



## Sirimba Primary School



**Sub County**  
Bunyala

**Activity**  
Construction of one ECD classroom

**Ward**  
Bunyala North

**Assessment date**  
14/9/2015

**Total funds awarded**  
Kshs. 950,000

**Total funds spent**

**Unaccounted for funds**

**Project Category**  
Category C

**Project Status**  
Ongoing and in use

**Comments-**  
This is a well implemented ongoing project because the awarded amount was within estimates, good quality materials were used and workmanship was good. The right specifications and safety standards were adhered to during the implementation of the project.



## Bulemia Primary School



**Sub County**  
Bunyala

**Activity**  
Construction of one ECD classroom

**Ward**  
Bunyala West

**Assessment date**  
14/9/2015

**Total funds awarded**  
Kshs. 950,185

**Total funds spent**

**Unaccounted for funds**

**Project Category**  
Category C

**Project Status**  
Ongoing and in use

**Comments**  
The project is ongoing with only paintwork yet to be done. The project was well implemented with good quality materials used and proper workmanship done. The project adhered to safety standards and specifications. The project was implemented within budget and time.

## Port Victoria Hospital



**Sub County**  
Bunyala

**Activity**  
Construction of one block laboratory

**Ward**  
Bunyala West

**Assessment date**  
14/9/2015

**Total funds awarded**  
Kshs.s. 10,513,445.40

**Total funds spent**

**Unaccounted for funds**  
Kshs.s. 4,000,000

**Project Category**  
Category C

**Project Status**  
Ongoing and not in use

**Comments**  
The project is ongoing; at roof covering level at the time of assessment. The project was well implemented as per the assessment, good quality materials were used and the workmanship is good.

The concrete blocks were used for walling, selected and treated roof timber, doors and windows that are large enough. The project was implemented within time but the budget was inflated.



# Buyofu Primary School



## Sub County

Nambale

## Activity

Construction of 1 No. ECD classroom

## Ward

Bukhayo East

## Assessment date

3/09/2015

## Total funds awarded

Kshs. 763,668.60

## Total funds spent

## Unaccounted for funds

## Project Category

Category D

## Project Status


Incomplete /abandoned and not in use

## Comments

The project is incomplete, was abandoned at wall plate level. The project was not well implemented; the timber trusses on the ground are exposed to adverse weather conditions for over 6 months and poor workmanship was evidence on the work done.

The project was not implemented within time and the contractor was not on site.

## Namusala Water Project



**Sub County**

Butula

**Activity**

Construction of water project

**Ward**

Lugulu

**Assessment date**

15/09/2015

**Total funds awarded**

Kshs.s. 1,045,834

**Total funds spent**

0

**Unaccounted for funds**

Kshs.s. 1,045,834

**Project Category**

Category E


**Project Status**

Does not exist

**Comments**

Project does not exist on the ground

## Khuyangu Water Supply



**Sub County**

Butula

**Activity**

Pipe fittings for Khuyangu water supply

**Ward**

Kingandole

**Assessment date**

15/09/2015

**Total funds awarded**

Kshs. 154,890

**Total funds spent**

0

**Unaccounted for funds**

Kshs. 154,890

**Project Category**

Category E


**Project Status**

Does not exist

**Comments**

Project did not receive the funds as purported.

## Samia Water Catchment



### Sub County

Funyula

### Activity

Conservation of Samia  
North catchment

### Ward

Nangina

### Assessment date

7/09/2015

### Total funds awarded

Kshs. 5,147,087

### Total funds spent

### Unaccounted for funds

Kshs. 5,147,087

### Project Category

Category E


### Project Status

Does not exist

### Comments

The project does not exist

## Burumba Primary School



### Sub County

Matayos

### Activity

Construction of one ECD  
classroom

### Ward

Burumba

### Assessment date

1/9/2015

### Total funds awarded

Kshs. 950,000

### Total funds spent

0

### Unaccounted for funds

Kshs. 950,000

### Project Category

Category E

### Project Status

Does not exist

### Comments

The project does not exist  
on the ground.







**National Taxpayers  
Association**  
pesa zetu, haki yetu

## HEAD OFFICE

National Taxpayers Association (NTA)  
Riara Gardens, Off Riara Road | Adjacent to Makini School  
P. O. Box 4037 - 00506, Nyayo Stadium, Nairobi, Kenya  
TeleFax: 254-20-3861813/4 | Cell Phone: 254-701-946557  
Email: [admin@nta.or.ke](mailto:admin@nta.or.ke) | Website: [www.nta.or.ke](http://www.nta.or.ke)

### Nairobi Regional Office

Riara Gardens, Off Riara Road  
Adjacent to Makini School  
P.O. Box 4037 - 00506 Nairobi  
Cell Phone: 254-701-946556  
Email: [nairobi@nta.or.ke](mailto:nairobi@nta.or.ke)

### Eastern Regional Office

Town Plaza, 3rd Floor, Ngei Road  
P.O. Box 2046 90100 Machakos  
Cell Phone: 254-701-946547  
Email: [eastern@nta.or.ke](mailto:eastern@nta.or.ke)

### Rift Valley Regional Office

Meadows Hse, 1st Floor, Room 106  
Opposite Sirikwa Hotel  
P.O. Box 4956-301 00 Eldoret  
Cell Phone: 254-701-946543  
Email: [riftvalley@nta.or.ke](mailto:riftvalley@nta.or.ke)

### Western Regional Office

Kakamoni Plaza, 1st Floor  
Above Post Bank,  
Canon Awori Street  
Cell Phone: 254-701-946551  
Email: [western@nta.or.ke](mailto:western@nta.or.ke)

### Central Regional Office

Nyeri Teachers Plaza, 1st Floor,  
Room 10  
P.O. Box 576 - 10100 Nyeri  
Cell Phone: 254-701-946544  
Email: [central@nta.or.ke](mailto:central@nta.or.ke)

### Coast Regional Office

Kanderbhoy Building  
Nkurumah Road, 1st Floor, Suite 14,  
Opp Co-Op Bank  
P.O. Box 98860 Mombasa  
Cell Phone: 254-701-946548  
Email: [coast@nta.or.ke](mailto:coast@nta.or.ke)

### North Eastern Regional Office

Riara Gardens, Off Riara Road  
Adjacent to Makini School  
P.O.Box4037-00506 Nairobi  
Cell Phone: 254-701-447448  
Email: [northeastern@nta.or.ke](mailto:northeastern@nta.or.ke)

### Nyanza Regional Office

Nakumatt Mega City, Mezzanine Floor  
Nairobi Road  
P.O. Box 204-40123 Kisumu  
Cell Phone: 254-701-946550  
Email: [nyanza@nta.or.ke](mailto:nyanza@nta.or.ke)



Supported by:



MINISTRY FOR FOREIGN  
AFFAIRS OF FINLAND